

ONESITEHIRE

TOOLS // ACCESS // PLANT

# TOOL AND PLANT HIRE CATALOGUE



ORDER NOW  
CALL **01493 808000**



CONTACT OUR TEAM TODAY AT  
**[HIRE@ONESITEGROUP.COM](mailto:HIRE@ONESITEGROUP.COM)**

WELCOME TO  
ONESITE HIRE

## ONESITEHIRE

**We are committed to helping your projects run smoothly...**

Here at OneSite we believe in giving you the support you need to get your projects finished on schedule.

**We help you achieve this by:**

### **GIVING YOU THE RIGHT TOOLS**

Our team have many years of experience and are able to help advise you on the right tool for the job.

### **IN THE RIGHT CONDITION**

We're fanatical about the state of our equipment. We make sure that all of our kit goes out in good working order and perfectly clean.

### **AT THE RIGHT TIME**


We will go the extra mile to make sure you have the kit on-site or ready to collect when you need it.

### **AND AT THE RIGHT PRICE**

We appreciate that while good service is critical, so is cost. Through constant improvements in every area of our business, we are able to offer you real savings on your projects.

**OFFERING YOU  
'NO HASSLE'!**

**01** ACCESS 9-28



**02** BREAKING & DRILLING 29-40



**03** CLEANING 41-44



**04** CONCRETING 45-52



**05** CUTTING & GRINDING 53-62



**06** FIXING & FASTENING 63-66



**07** LIFTING & HANDLING 67-78



**08** HEATING & COOLING 79-84



**09** LANDSCAPING & GARDENING 85-90



**10** PLANT HIRE 91-108



**11** SITE ELECTRICS 109-116



**12** SITE EQUIPMENT & GROUNDWORKS 117-136



**13** WOODWORK TOOLS 137-140







## Hire Information

### Cash Hires

All cash hires require a monetary deposit plus two forms of identification, the hirer's contact details and their address.

### Hire Charges

Hire rates are all price on application, and are valid for 28 days.

For all hires less than 1 week, they are charged at the following percentage of the week rate:

1 day – 60%

2 day – 85%

3 day – 100%

Each day succeeding the first 7 days is charged at 1/5 of the weekly rate.

Please note that some lines are a minimum of 1 or 4 weeks hire charge. This will be specified upon quoting. All prices are in pound sterling and exclude VAT.

### Transport

Next-day delivery is offered on all available tools and plant on orders up to 4:30PM. Please see the standard delivery area map on page 8. Deliveries are established by postcode area.

### Off-hire

An off-hire is created by us as soon as you instruct us to off-hire equipment. We can arrange collection at this time and give an off-hire reference for your records.

### Losses or Theft

The hirer is responsible for the safekeeping and correct use of tools and equipment hired. Losses and damages are charged at full replacement or repair value. For more information see our Terms and Conditions.

## Payment Terms

### Cash – One-off requirements.

If your requirement is a one-off or you rarely hire tools or equipment, you can pay for your hire in cash. We simply require a monetary deposit (cash or card) in addition to some form of ID (i.e. Driving Licence or Passport).

### Cash Account – Know where you stand.

This facility is for customers who have a regular hire requirement and wish to settle upon completion of each hire.

### 30 Day Credit Account – Very convenient.

Opening a Credit Account is straightforward and provides a solution to trade customers with a medium-to-high trading requirement. Statements are issued monthly and credit terms are strictly 30 days.

## Personnel

OneSite Hire has a Health & Safety Policy in place which is in accordance with Section 2 of the Health and Safety at Work Act 1974. The safety of all personnel using our equipment is of primary importance to us and precautions are taken to minimise or, where possible, eliminate risks.

### Safe Tools

We seek to provide quality tools which are tested and maintained to high standards by trained and qualified technicians. It is our policy to identify equipment which falls below these standards and repair, upgrade or remove these from our hire fleet as necessary.

### Safe Operation

We supply instructions for the safe and correct use of hired equipment wherever possible and provide both recommendations and solutions for high-risk areas such as Working at Height, Hand Arm Vibration Syndrome (HAVS), Noise at Work and Dust Extraction upon request. Training for safe usage of specific equipment is also available through OneSite Hire.

### Safety Wear

We advise customers to make use of personal protection equipment (PPE) wherever applicable. This is indicated by clear annotation throughout this website and we hold the whole range available from stock.

## Safety Legislation

We strive to keep up to date with the latest developments and happenings within the industry and run a full, annually revised health and safety procedure which is set on and managed by a recognised organisation. OneSite Hire regards this legislation as the minimum standard and expects management to achieve its targets without compromising health and safety.

### Safety Symbols

Much of the equipment and plant we offer for hire can be potentially dangerous if used incorrectly or without the correct Personal Protection Equipment (PPE). To assist you in maintaining safety standards, we have recommended the PPE that should be worn when using each item of hire equipment using a series of safety symbols. The key to these symbols is shown below:



**Safety Boots**



**Dust Mask**



**Safety Helmet**



**Eye Protection**



**Ear Defenders**



**Protective Gloves**

# HEALTH & SAFETY

## HAND-ARM VIBRATION

### Vibration Risk Colour Coding

The Construction Confederation and Hire Association Europe in partnership with the HSE have developed a simple ‘traffic light’ system of colour coding to show the vibration risks associated with tools and equipment.

**High Vibration Risk Equipment**  
Covers equipment over 5m/s². Specific risk assessments will be required.

**Medium Vibration Risk Equipment**  
Covers equipment that may be used for two hours maximum each day without further assessment. Products at the low end of the amber range may be used for longer periods but must be justified by a risk assessment.

**Low Vibration Risk Equipment**  
Covers equipment that may be used intermittently throughout an eight hour day with low risk of vibration injury.

### Hand-Arm Vibration Syndrome (HAVS)

**How long can I use a tool and stay safe?**  
The amount of time you can safely use equipment varies depending on the type of tool, its condition, the materials you are working with and the job you are doing. It is essential that you check carefully to ensure you are not facing the risk of developing a hand-arm vibration-related disease, such as ‘vibration white finger’.

The points calculator below is based on Health & Security Executive (HSE) data and provides a useful guide to how long is safe.

**Calculating Risk Limits**  
The length of exposure to hand-arm vibration is measured in metres per second squared (m/s²). You are at greater risk if you use a tool rated above 2.5m/s² throughout an 8-hour working day. Continuous use of a tool rated above 5.0m/s² represents a dangerously high risk. If using a variety of tools see the table below.

Vibration M/S²	25	315	625	1250															
	20	200	400	800															
	19	180	360	720	1450														
	18	160	325	650	1300														
	17	145	290	580	1150														
	16	130	225	510	1000														
	15	115	225	450	900	1350													
	14	98	195	390	785	1200													
	13	85	170	340	675	1000	1350												
	12	72	145	290	575	865	1150	1450											
	11	61	120	240	485	725	970	1200	1450										
	10	50	100	200	400	600	800	1000	1200										
	9	41	81	160	325	485	650	810	970	1300									
	8	32	64	130	255	385	510	640	770	1000									
	7	25	49	98	195	295	390	49	590	785									
	6	18	38	72	145	215	290	360	430	575									
	5.5	15	30	61	120	180	240	305	365	485									
	5	13	25	50	100	150	200	250	300	400									
	4.5	10	20	41	81	120	160	205	245	325									
	4	8	16	32	64	96	130	160	190	255									
	3.5	6	12	25	49	74	98	125	145	195									
	3	5	9	18	38	54	72	90	110	145									
	2.5	3	6	13	25	38	50	63	75	100									
	2	2	4	8	16	14	32	40	48	64									
	1.5	1	2	5	9	14	18	23	27	36									
	1	1	1	2	4	6	8	10	16	20									
	Exposure Time																		
	15 mins	30 mins	1 hour	2 hour	3 hour	4 hour	5 hour	6 hour	8 hour										

# SAMPLE VIBRATION FIGURES

BREAKING & DRILLING	
DESCRIPTION	VIB. M/S²
Hydraulic Breaker	5.6
Light Air Pick	13.0
5-head Floor Scabbler	5.0
Pole Scabbler	5.0
Cordless Drill	12.0
Hammer Drill	16.0
Dry Diamond Core Drill	10.0
Dry Diamond Drilling Rig	14.0

CLEANING	
DESCRIPTION	VIB. M/S²
Pressure Washer	2.5
Floor Polisher	2.5
Floor Scrubber	2.5

CONCRETING	
DESCRIPTION	VIB. M/S²
Twin Beam Screed	5.9
Power Float	6.8
High-Frequency Poker 38mm	5.6
High-Frequency Poker 57mm	8.6
Electric Poker Drive Unit	2.5

BREAKING & DRILLING	
DESCRIPTION	VIB. M/S²
125mm Angle Grinder	6.5
230mm Angle Grinder	7.5
300mm Disc Cutter	4.5
350mm Disc Cutter	7.0
9in Circular Saw	2.5
Electric Bench Saw	4.0
Petrol Bench Saw	4.5
Jigsaw	4.0
Mitre Saw	2.5
Wall Chaser	4.0
Tyrano Saw	4.0
Reciprocating Saw	22.0
Industrial Tile Saw	2.8

**Please Note:**  
In the majority of instances, vibration figures shown have been supplied by the manufacturers and the values may not always reflect the actual vibration reading. It is advised that you always carry out your own risk assessment.

FIXING & FASTENING	
DESCRIPTION	VIB. M/S²
Autofeed Drywall Screwdriver	2.5
Electric Impact Wrench	7.0
Electric Screwdriver	2.5

LANDSCAPE & GARDENING	
DESCRIPTION	VIB. M/S²
Brush Cutter	2.5
Rotovator	7.1
Cultivator	2.1
Stump Grinder	3.8
Turf Cutter	9.5
Rotary Mower	12.0
Scarifier	6.2
Electric Hedge Cutter	4.1
2-Stroke Hedge Cutter	7.0
Long Reach Hedge Cutter	2.5
2-Stroke Chainsaw	7.6

SITE EQUIPMENT	
DESCRIPTION	VIB. M/S²
Mini Compactor Plate	3.5
Compactor Plate	2.8
Forward/Reversible Plate	4.9
Trench Rammer	10.2
Pedestrian Roller	7.4

WOODWORK TOOLS	
DESCRIPTION	VIB. M/S²
Flipover Combi Saw	2.5
Random Orbital Sander	4.0
Orbital Sander	3.0
Delta Sander	3.0
Belt Sander	2.5
Router	2.5
Floor Sander	2.5
Edge Sander	2.7



**PLACING AN ORDER**



**Call our Hire Desk  
on 01493 808000**  
to order or discuss  
your requirements.



**Email our helpful team at  
hire@onesitegroup.com**  
with your order request.



**Opening Hours**  
Mon-Fri 6:30am-5:00pm

#### **Rapid delivery to construction sites**

All orders placed before  
4.30pm for stock items are  
available for next-day delivery.

We deliver throughout East  
Anglia, including Norfolk,  
Suffolk, Cambridgeshire and  
North Essex.



BANDSTANDS // LADDERS // STEPS //  
SCAFFOLD BOARDS // SCAFFOLDING //  
BOOM LIFTS // SCISSOR LIFTS

# ACCESS 01

ACCESS

CALL 01493 808000 FOR ACCESS





## BANDSTANDS

An adjustable height steel trestle system for carrying different board platforms.

- Option 1: use 4 scaffold boards across
- Option 2: Use 2 staging boards across
- See also bandstand safety handrail system below


[HIRE ME](#)

BANDSTANDS		
CATEGORY	STOCK CODE	DETAILS
BAND01	BANDS01	Bandstand Size 1 (0.45 - 0.75m) (Red)
BAND01	BANDS02	Bandstand Size 2 (0.75 - 1.35m) (Blue)
BAND01	BANDS03	Bandstand Size 3 (1.05 - 1.8m) (Yellow)
BAND01	BANDS04	Bandstand Size 4 (1.35 - 2.15m) (Green)

## BANDSTAND SAFETY HANDRAIL SYSTEM

Complete staging kit with bandstands, scaffold boards and handrail. Select the length you require and also choose which height bandstands you require. Components also available individually. Quick to install and complies with H&S regulations.


[HIRE ME](#)

BANDSTAND SAFETY HANDRAIL SYSTEM		
CATEGORY	STOCK CODE	DETAILS
BAND02	10161.02.4M	2.4m With 1 Ladder Access Point
BAND02	10161.03.6M	3.6m With 1 Ladder Access Point
BAND02	10161.04.8M	4.8m With 1 Ladder Access Point
BAND02	10161.06.0M	6m With 1 Ladder Access Point
BAND02	10161.07.2M	7.2m With 1 Ladder Access Point
BAND02	10161.08.4M	8.4m With 1 Ladder Access Point
BAND02	10161.09.6M	9.6m With 1 Ladder Access Point
BAND02	10161.10.8M	10.8m With 1 Ladder Access Point
BAND02	10161.12.0M	12m With 1 Ladder Access Point
BAND02	10161.EXT03.6M	3.6m Extension Pack Bandstand Safety Handrail System



## MEWP SAFETY HARNESS

For use with powered access platforms, complete with lanyard and karabiner.


[HIRE ME](#)

SAFETY HARNESSES		
CATEGORY	STOCK CODE	DETAILS
HARN01	MEWPHA	Safety Harness With Attached Lanyard For MEWP's



## SHOCK ABSORBING LANYARD


[HIRE ME](#)

SAFETY HARNESSES	
CATEGORY	DETAILS
HARN01	Shock Absorbing Lanyard 2m w/karabiners



## WORK POSITIONING HARNESS

High quality harness suitable for work positioning and rope access tasks.


[HIRE ME](#)

SAFETY HARNESSES		
CATEGORY	STOCK CODE	DETAILS
HARN01	WPHA	Safety Harness 5 Point



ORDER UP TO 4.30PM FOR  
**NEXT-DAY  
 DELIVERY**  
 ON ALL STOCK ITEMS





## EXTENSION LADDER ALUMINIUM

We provide a range of industrial quality 2 section (double) or 3 section (triple) aluminium ladders.


[HIRE ME](#)

### EXTENSION LADDER ALUMINIUM

CATEGORY	DETAILS
LADD01	4.2 - 6m Double (14ft)
LADD07	3.1 - 7.45m Triple (10ft)



## 4-WAY COMBINATION LADDER

Combination ladders can be used as a standard extending ladder, double-sided stepladder, extending stepladder or as an extending stairway ladder.


[HIRE ME](#)

### 4-WAY COMBINATION LADDER

CATEGORY	DETAILS
LADD03	Triple Section 2.4m
LADD03	Triple Section 3m

## LADDER STAY

Used to securely and safely keep the top of a ladder spaced off the wall.


[HIRE ME](#)

### LADDER STAY

CATEGORY	STOCK CODE	DETAILS
LADD02	LADSTAY	Ladder Stay



## ROOF LADDER

Used for accessing sloped roof areas. Rolled up the roof on the wheels it is then secured to the ridge by means of a hook. Available in fixed or extendable versions.


[HIRE ME](#)

### ROOF LADDER

CATEGORY	DETAILS
LADD08	3.65m (12ft) Single
LADD04	5m (17ft) Single
LADD04	4m - 7m (13 - 23ft) Double extending



## STEP LADDERS

Available in aluminium or GRP. Heavy-duty, lightweight step ladders ideal for their portability.


[HIRE ME](#)

### STEP LADDERS

CATEGORY	DETAILS
LADD05	8 Tread (1.6m)
LADD05	10 Tread (2.1m)
LADD06	12 Tread (2.6m)





**TO PLACE YOUR  
ORDER CALL  
OUR HIRE DESK  
01493 808000**



## PODIUM STEPS

Highly portable and safe single person platform with full guardrail, meeting safety at height regulations. Please state if you require anti-surf feet.

- GRP and aluminium options available



**HIRE ME**

### PODIUM STEPS

CATEGORY	DETAILS
POD02	0.95m Platform Height
POD03	1.2m Platform Height
POD04	1.5m Platform Height
POD05	2m Platform Height



## TEMPORARY STAIRCASE


Lightweight and easy to install temporary aluminium staircase, with double handrail both sides.



**HIRE ME**

### TEMPORARY STAIRCASE

CATEGORY	DETAILS
TSTAIR3M	Temporary Staircase With Handrail 2.65 - 3.05m Floor Height



## TEMPORARY STAIRWELL DECK

This deck is quick and easy to install and provides a safe working platform above stairs. The concertina style platform allows fast and easy access to the stairs when needed.

- Quick 1 man assembly
- Adjustable to suit 2.1m to 3m stairwell length
- Legs adjust up to 2.6m in height



**HIRE ME**

### TEMPORARY STAIRWELL DECK

CATEGORY	DETAILS
TSTAIR	Temporary Staircase With Handrail 2.65 - 3.05m Floor Height



## SCAFFOLD BOARDS

Used in conjunction with scaffold structures or bandstand access systems.



**HIRE ME**

### SCAFFOLD BOARDS

CATEGORY	STOCK CODE	DETAILS
SCAFF01	SB2.4M	2.4m (8ft)
SCAFF01	SB3M	3m (10ft)
SCAFF01	SB4M	4m (13ft)



## STAGING BOARD SAFETY HAND RAIL SYSTEM

Provides a safe double handrail using aluminium poles and posts, quick and easy to install.



**HIRE ME**

### STAGING BOARD SAFETY HAND RAIL SYSTEM

CATEGORY	STOCK CODE	DETAILS
STAG02	SHS2.4M	Single Run 2.4m
STAG02	SHS3M	Single Run 3m

## STAGING BOARDS

Ideal for a variety of platform applications including where large spans are necessary. Available as standard 450mm width but 600mm also available. Recommended to be used with Safety Hand Rail System.



**HIRE ME**

### STAGING BOARD

CATEGORY	DETAILS
STAG3045	3m (10ft)
STAG3645	3.6m (12ft)
STAG4245	4.2m (14ft)
STAG4845	4.8m (16ft)
STAG5445	5.4m (18ft)
STAG6045	6m (20ft)
STAG7445	7.4m (24ft)



## ALLOY TOWERS

Boss Ladderspan mobile aluminium towers are lightweight scaffold towers used throughout the building and construction industry for both indoor and outdoor access solutions where a safe, secure and stable work platform is required. Easily portable and quick to set up, ideal for maintenance or installation work or short term access. We also provide step-by-step instructions to ensure your system is erected easily and safely.

To order:

1. Select whether you require single (850mm) or double (1450mm) width.
2. Select whether you require 1.8m or 2.5m platform length.
3. When ordering quote the code number.



**HIRE ME**

### ALLOY TOWERS

CATEGORY	DETAILS	BASE SIZE
TOW01	Single Width	0.85m x 1.8m
TOW02	Single Width	0.85m x 2.5m
TOW03	Double Width	1.45m x 1.8m
TOW04	Double Width	1.45m x 2.5m

### SINGLE WIDTH ALLOY TOWER SHORT 0.85M X 1.8M

CATEGORY	STOCK CODE	PLATFORM HEIGHT
TOW01	10012-012	1.2m High
TOW01	10012-017	1.7m High
TOW01	10012-022	2.2m High
TOW01	10012-027	2.7m High
TOW01	10012-032	3.2m High
TOW01	10012-037	3.7m High
TOW01	10012-042	4.2m High
TOW01	10012-047	4.7m High
TOW01	10012-052	5.2m High
TOW01	10012-057	5.7m High
TOW01	10012-062	6.2m High
TOW01	10012-067	6.7m High
TOW01	10012-072	7.2m High
TOW01	10012-077	7.7m High
TOW01	10012-082	8.2m High
TOW01	10012-087	8.7m High
TOW01	10012-092	9.2m High
TOW01	10012-097	9.7m High
TOW01	10012-102	10.2m High
TOW01	10012-107	10.7m High
TOW01	10012-112	11.2m High
TOW01	10012-117	11.7m High
TOW01	10012-122	12.2m High

INTERNAL USE ONLY

### SINGLE WIDTH ALLOY TOWER LONG 0.85M X 2.5M

CATEGORY	STOCK CODE	PLATFORM HEIGHT
TOW02	10013-012	1.2m High
TOW02	10013-017	1.7m High
TOW02	10013-022	2.2m High
TOW02	10013-027	2.7m High
TOW02	10013-032	3.2m High
TOW02	10013-037	3.7m High
TOW02	10013-042	4.2m High
TOW02	10013-047	4.7m High
TOW02	10013-052	5.2m High
TOW02	10013-057	5.7m High
TOW02	10013-062	6.2m High
TOW02	10013-067	6.7m High
TOW02	10013-072	7.2m High
TOW02	10013-077	7.7m High
TOW02	10013-082	8.2m High
TOW02	10013-087	8.7m High
TOW02	10013-092	9.2m High
TOW02	10013-097	9.7m High
TOW02	10013-102	10.2m High
TOW02	10013-107	10.7m High
TOW02	10013-112	11.2m High
TOW02	10013-117	11.7m High
TOW02	10013-122	12.2m High

### DOUBLE WIDTH ALLOY TOWER SHORT 1.45M X 1.8M

CATEGORY	STOCK CODE	PLATFORM HEIGHT
TOW03	10014-012	1.2m High
TOW03	10014-017	1.7m High
TOW03	10014-022	2.2m High
TOW03	10014-027	2.7m High
TOW03	10014-032	3.2m High
TOW03	10014-037	3.7m High
TOW03	10014-042	4.2m High
TOW03	10014-047	4.7m High
TOW03	10014-052	5.2m High
TOW03	10014-057	5.7m High
TOW03	10014-062	6.2m High
TOW03	10014-067	6.7m High
TOW03	10014-072	7.2m High
TOW03	10014-077	7.7m High
TOW03	10014-082	8.2m High
TOW03	10014-087	8.7m High
TOW03	10014-092	9.2m High
TOW03	10014-097	9.7m High
TOW03	10014-102	10.2m High
TOW03	10014-107	10.7m High
TOW03	10014-112	11.2m High
TOW03	10014-117	11.7m High
TOW03	10014-122	12.2m High

INTERNAL USE ONLY

### DOUBLE WIDTH ALLOY TOWER LONG 1.45M X 2.5M

CATEGORY	STOCK CODE	PLATFORM HEIGHT
TOW04	10015-012	1.2m High
TOW04	10015-017	1.7m High
TOW04	10015-022	2.2m High
TOW04	10015-027	2.7m High
TOW04	10015-032	3.2m High
TOW04	10015-037	3.7m High
TOW04	10015-042	4.2m High
TOW04	10015-047	4.7m High
TOW04	10015-052	5.2m High
TOW04	10015-057	5.7m High
TOW04	10015-062	6.2m High
TOW04	10015-067	6.7m High
TOW04	10015-072	7.2m High
TOW04	10015-077	7.7m High
TOW04	10015-082	8.2m High
TOW04	10015-087	8.7m High
TOW04	10015-092	9.2m High
TOW04	10015-097	9.7m High
TOW04	10015-102	10.2m High
TOW04	10015-107	10.7m High
TOW04	10015-112	11.2m High
TOW04	10015-117	11.7m High
TOW04	10015-122	12.2m High







## STAIRWAY TOWER 700MM (W) X 1300MM (L)

Boss stairway towers are specifically designed to access stairwells, cleverly designed with opening bottom gates so the stairway can still be used.

- Total overall width 750mm
- Platform height measured from bottom stair tread
- Platform size 1300mm x 600mm


**HIRE ME**

### STAIRWAY TOWER

CATEGORY	STOCK CODE	PLATFORM HEIGHT
TOW05	10021-030	3m High
TOW05	10021-050	5m High
TOW05	10021-070	7m High
TOW05	10021-090	9m High
TOW05	10021-110	11m High



## SINGLE PERSON TOWER 700MM (W) X 1300MM (L)

Compact and highly portable towers designed to be moved and erected by 1 person.

- Platform size 1300x600mm
- Total overall width 750mm


**HIRE ME**

### SINGLE PERSON TOWER

CATEGORY	STOCK CODE	PLATFORM HEIGHT
TOW06	10023-022	2.2m High
TOW06	10023-032	3.2m High
TOW06	10023-042	4.2m High



## ALLOY TOWER 3600 (L) X1450 (W) WITH 1800MM CANTILEVER

The Boss ladderspan tower but with a added 1.8m end cantilever, ideal for access over obstacles where a standard tower can not be used.

- Requires counter weights


**HIRE ME**

### DOUBLE WIDTH ALLOY TOWER SHORT

CATEGORY	STOCK CODE	PLATFORM HEIGHT
TOW09	10014-022EC	2.2m High
TOW09	10014-027EC	2.7m High
TOW09	10014-032EC	3.2m High
TOW09	10014-037EC	3.7m High
TOW09	10014-042EC	4.2m High
TOW09	10014-047EC	4.7m High
TOW09	10014-052EC	5.2m High
TOW09	10014-057EC	5.7m High
TOW09	10014-062EC	6.2m High



## LIFTSHAFT TOWER 700MM (W) X 1300MM (L)

Specialist tower designed for access in lift shafts.

- Platform size 1300x600mm
- Total overall width 750mm


**HIRE ME**

### LIFTSHAFT TOWER

CATEGORY	STOCK CODE	PLATFORM HEIGHT
TOW10	10024-022	2.2m Platform Height
TOW10	10024-042	4.2m Platform Height
TOW10	10024-062	6.2m Platform Height
TOW10	10024-082	8.2m Platform Height
TOW10	10024-102	10.2m Platform Height
TOW10	10024-122	12.2m Platform Height
TOW10	10024-142	14.2m Platform Height
TOW10	10024-162	16.2m Platform Height
TOW10	10024-182	18.2m Platform Height
TOW10	10024-202	20.2m Platform Height

**FOR MORE PRODUCT  
INFORMATION  
EMAIL OUR TEAM AT  
HIRE@ONESITEGROUP.COM**





## ELECTRIC SCISSOR LIFTS

These lifts come in a range of platform heights. Battery operational benefits include the fact that they do not issue fumes and offer a very low noise output. Lifts come with non-marking tyres and can be operated from the platform or the ground.

- Battery operated scissor lift
- Ideal for indoor use.
- Non-marking tyres.
- Built-in lanyard anchors for safety harnesses.
- Warning sirens and tilt preventatives.
- May be operated from platform or ground.


[HIRE ME](#)

### ELECTRIC SCISSOR LIFTS

CODE	PLATFORM HEIGHT	
SCIS2032	5.80m	19ft
SCIS2646	7.90m	26ft
SCIS2632	7.92m	26ft Narrow
SCIS3246	9.75m	32ft
SCIS4655	15.30m	50ft

## DIESEL SCISSOR LIFTS

These scissor lifts can be operated from the platform or the ground. Recommended for use outdoors and comes equipped with foam-filled tyres and outriggers for work on rough ground.

- Four-wheel drive and positive traction control
- Drive and function at full height


[HIRE ME](#)

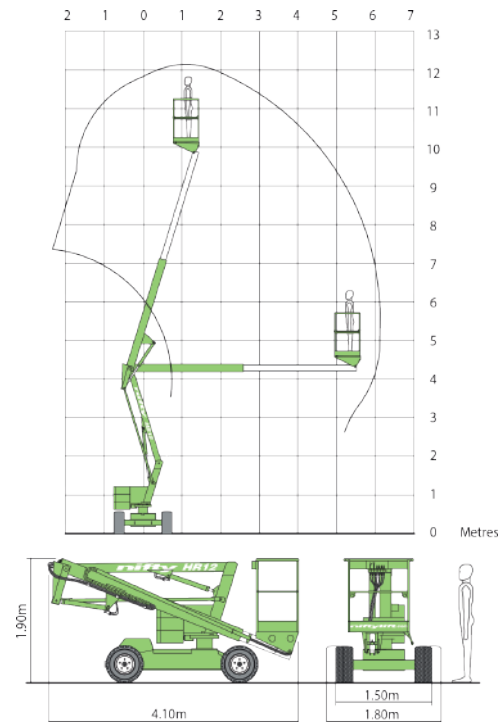
### DIESEL SCISSOR LIFTS

CODE	PLATFORM HEIGHT	
SCIS3268	9.75m	32ft
SCIS4390	13.11m	43ft
SCIS5390	18.51m	53ft

SPECIFICATION	32FT	43FT	53FT
CODE	SCIS3268	SCIS4390	SCIS5390
Working Height m	11.75	15.11	18.51
Platform Height m	9.75	13.11	16.51
Width m	1.73	2.29	2.29
Length Stowed m	2.67	4.88	4.88
Height Stowed m	2.45	2.93	3.15
Weight kg	3632	7323	7888
Lift Capacity kg	454	680	680
Typical Models	32D, 6832D	GS43, 8843	GS53, 9053

SPECIFICATION	19FT	26FT	26FT NARROW	32FT	50FT
CODE	SCIS2032	SCIS2646	SCIS2646	SCIS3246	SCIS3246
Working Height m	7.80	9.90	9.92	11.75	17.30
Platform Height m	5.80	7.90	7.92	9.75	15.30
Width m	0.81	1.17	0.79	1.15	1.20
Length Stowed m	1.82	2.31	2.26	2.39	4.12
Height Stowed m	2.11	2.31	2.26	2.39	3.26
Weight kg	1503	2130	1956	2812	7000
Lift Capacity kg	227	408	227	318	500
Genie Model (Typical)	GS1932	GS2646	GS2632	GS3246	-
Skyjack Model (Typical)	SJ3219	SJ4626	SJ2632	SJ4632	-
Upright Model (Typical)	X19	X26	X26N	X32	-
Liftlux Model (Typical)	-	-	-	-	LL15N





## HR12 BI-ENERGY BOOM LIFT

Operated by either a built-in battery pack or diesel engine. For indoor or outdoor use. Includes warning sirens and overreach preventatives and built in lanyard anchors for safety harnesses.

- For indoor and outdoor use
- Built-in lanyard anchors for safety harnesses
- Warning sirens and overreach preventatives



### SPECIFICATION

CODE	ABOOM12
Working Height m	12.20
Platform Height m	10.20
Working Outreach m	6.10
Width m	1.60
Length Stowed m	4.10
Height Stowed m	1.95
Weight kg	3300
Lift Capacity kg	200

[HIRE ME](#)

### HR12 BI-ENERGY BOOM LIFT

CODE	PLATFORM HEIGHT
ABOOM12	10.2m



# LOOKING FOR SAFETY HARNESSES?

GO TO PAGE 11 >



PLEASE CONTACT US WITH YOUR EXACT REQUIREMENTS

## TRACKED BOOM LIFTS

Tracked boom lifts are an excellent option for either rough terrain or restricted access situations. Available in many sizes from manufacturers such as Goldlift and Octopussy.


[HIRE ME](#)

### TRACKED BOOM LIFTS

CATEGORY	DETAILS
TBOOM	Tracked Boom



## VEHICLE MOUNTED BOOM LIFTS

Vehicle mount boom lifts are ideal for multiple jobs and different site locations. A range of sizes are available from 9 metres upwards. Please contact us with your exact requirements.


[HIRE ME](#)

### VEHICLE MOUNTED BOOM LIFTS

CATEGORY	DETAILS
VBOOM	Vehicle Mounted



## GENIE Z45/25J ARTICULATED BOOM LIFT

A highly versatile access platform ideal for general outdoor site and industrial uses. 4x4 and large foam filled tyres suitable for use on all terrains. May be operated from the platform or the ground.

- Built-in lanyard anchors for safety harnesses
- Warning sirens and overreach preventatives
- Diesel powered



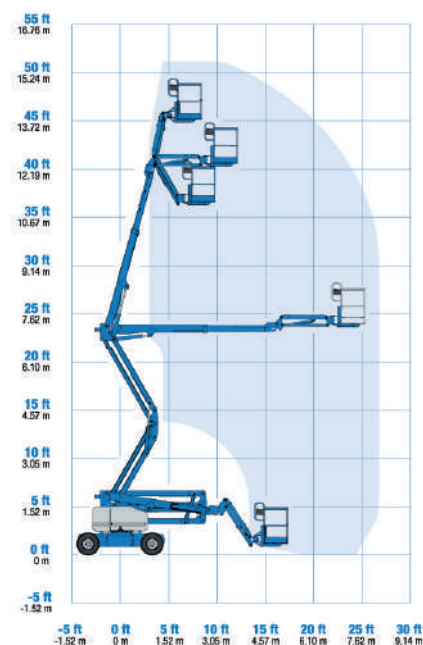
### SPECIFICATION

CODE	10250
Working Height m	15.94
Platform Height m	13.49
Working Outreach m	7.65
Width m	1.79
Length Stowed m	6.83
Height Stowed m	2.00
Weight kg	6963
Lift Capacity kg	227

[HIRE ME](#)


### RANGE OF MOTION

Z<sup>o</sup>-45/25J



### GENIE Z45/25J ARTICULATED BOOM LIFT

CODE	PLATFORM HEIGHT
10250	13.94m



## GENIE Z60/32J ARTICULATED BOOM LIFT

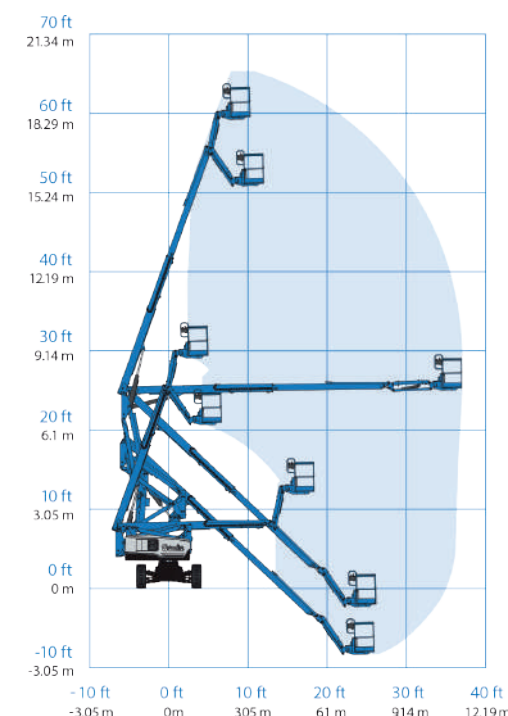
A highly versatile access platform with excellent outreach ideal for larger outdoor site tasks and industrial uses. 4x4 and large foam filled tyres suitable for use on all terrains. May be operated from the platform or the ground.

- Built-in lanyard anchors for safety harnesses
- Warning sirens and overreach preventatives
- Diesel powered



### SPECIFICATION

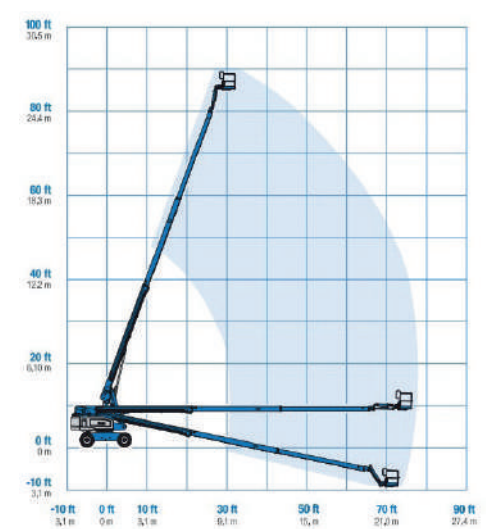
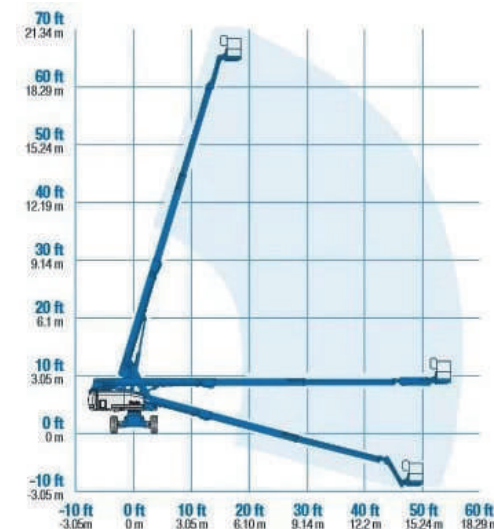
CODE	ABOOM60
Working Height m	20.16
Platform Height m	18.16
Working Outreach m	11.15
Width m	2.49
Length Stowed m	8.15
Height Stowed m	2.54
Weight kg	7756
Lift Capacity kg	227

[HIRE ME](#)


### GENIE Z60/32J ARTICULATED BOOM LIFT

CODE	PLATFORM HEIGHT
ABOOM60	18.16m





## STICK BOOM LIFTS

Telescopic booms offer greater horizontal outreach than any other type of aerial platform — perfect for areas with limited access in construction and industrial applications. Genie® telescopic booms are also designed for productivity with the traction and drive speed you need to get around the job site and to the work area.

- Diesel powered
- Built-in lanyard anchors for safety harnesses



**FOR MORE PRODUCT INFORMATION  
EMAIL OUR TEAM AT  
HIRE@ONESITEGROUP.COM**

**HIRE ME**

GENIE S-65	
CODE	SBOOM65
Working Height m	21.80
Platform Height m	19.80
Working Outreach m	17.10
Width m	2.49
Length Stowed m	9.50
Height Stowed m	2.72
Weight (Minimum) kg	10069
Lift Capacity kg	227

**HIRE ME**

GENIE S-85	
CODE	SBOOM85
Working Height m	27.90
Platform Height m	25.90
Working Outreach m	23.30
Width m	3.07
Length Stowed m	12.37
Height Stowed m	2.80
Weight (Minimum) kg	16266
Lift Capacity kg	227





**NOT SURE WHICH  
ACCESS PLATFORM  
IS THE BEST FOR  
YOUR JOB?**

**CALL OUR TEAM OF  
EXPERIENCED AND  
KNOWLEDGEABLE  
EXPERTS TODAY  
ON 01493 808000**

PHONE LINES OPEN MON-FRI 6:30AM-5:00PM

BREAKERS // CHISELLERS // COMPRESSORS //  
HOSES // SCABBLERS // CORDLESS DRILLS //  
SDS DRILLS // CORE DRILLS // DIAMOND CORES  
// CORE RIGS // MAGNETIC DRILLS // ANGLE  
DRILLS // ELECTRIC DRILLS // IMPACT DRIVERS

## **BREAKING & DRILLING**

# 02



CALL 01493 808000 FOR BREAKING & DRILLING

BREAKING & DRILLING



HYDRAULIC BREAKER PACK

A powerful breaker option which uses a hydraulic powerpack to power the breaker. Ideal for roadworks and demolition of concrete up to 300mm thick.



HIRE ME

JCB BEAVER HM25

CATEGORY	DETAILS
BREAK01	JCB Beaver HM25 25kg Petrol
BREAK01	Hose Extension Set 1/2" BSP 6m



MEDIUM BREAKER 8KG

Powerful SDS max demolition hammer for heavy-duty chiselling on concrete and masonry.



HIRE ME

HILTI TE700-AVR

CATEGORY	DETAILS
BREAK03	Hilti TE 700-AVR 8kg 110V/16A



LIGHT BREAKER/CHISELLER 3.8KG

Our lightest SDS+ breaker for a wide variety of chiselling and surface preparation applications. Can also be fitted with a needle gun attachment for scaling surfaces.



HIRE ME

HILTI TE300-AVR

CATEGORY	DETAILS
BREAK04	Hilti TE300-AVR Light Breaker/Chiseller/Needlegun 3.8kg 110V/16A
BREAK04	Needle Scaler Attachment for TE300



MEDIUM/HEAVY BREAKER 12KG

Offering extreme performance at only 12kg. Easily able to use the breaker comfortably for wall-applications, as well as chiselling floors.



HIRE ME

HILTI TE1000-AVR

CATEGORY	DETAILS
BREAK09	Hilti TE1000 AVR 12kg 110V/16A



HEAVY BREAKER 15KG 110V

At only 15kg weight but offering the power of a much heavier breaker, the te2000 is your go-to heavy breaker. Comes with a trolley for ease of portability.



HIRE ME

HILTI TE2000-AVR

CATEGORY	DETAILS
BREAK02	Hilti TE 2000-AVR 15kg 110V/16A



LOOKING FOR AN SDS COMBINATION DRILL?

GO TO PAGE 34 >



HEAVY BREAKER 28KG

The most powerful heavyweight breaker on the market, exceeding the power of a hydraulic breaker. For heavy demolition tasks including concrete slabs up to 300mm, road surfaces and pathways. Available with points, chisels or a tarmac cutter. Comes with a trolley for ease of portability.



HIRE ME

HILTI TE3000-AVR

CATEGORY	DETAILS
BREAK10	Hilti TE 3000-AVR 28kg 110V/16A





TOWABLE AIR COMPRESSOR

Provides a reliable output of a highly compressed air for powering air tools. Diesel powered.

- Road towable, comes with pin hitch as standard
- It is recommended to always use whip checks (Stock Code: WCS) with air tools



HIRE ME

TOWABLE AIR COMPRESSOR	
CATEGORY	DETAILS
COMPR01	Two Tool 125CFM Diesel
COMPR07	Three Tool 175CFM Diesel

AIR COMPRESSOR HOSES

Heavy-duty and reinforced against general site damage. Push and twist lock fitting.



HIRE ME

AIR COMPRESSOR HOSES		
CATEGORY	STOCK CODE	DETAILS
COMPR04	ACHOSE	Air Compressor Hose 3/4" x 15m (50')



AIR LANCE

The Air Lance attaches to an air hose and is perfect for using compressed air to blow out tight spaces. The Lance has a stop valve to control flow.



HIRE ME

AIR LANCE	
CATEGORY	DETAILS
COMPR06	AIR LANCE



WHIP CHECK

Designed to stop hoses 'whipping' in the event of coupling failure. Heavy-duty and robust.



HIRE ME

WHIP CHECK	
CATEGORY	STOCK CODE
COMPR05	WCS



HAND SCABBLER

Three scabbing heads offer fast and effective preparatory keying and scaling of concrete and masonry.

- It is recommended always to use whip checks (Stock Code: WCS) With air tools



HIRE ME

HAND SCABBLER	
CATEGORY	DETAILS
SCABB01	HAND SCABBLER



LIGHT BREAKER 6.5KG AIR

Excellent combination of power yet low weight.

- It is recommended always to use whip checks (Stock Code: WCS) with air tools



HIRE ME

ATLAS COPCO TEX05PE	
CATEGORY	DETAILS
BREAK06	Atlas Copco TEX05PE 6.5kg



MEDIUM BREAKER 12KG AIR

Powerful demolition tool, yet light enough to use at waist height.

- It is recommended always to use whip checks (Stock Code: WCS) with air tools



HIRE ME

ATLAS COPCO TEX12	
CATEGORY	DETAILS
BREAK07	Atlas Copco TEX12P 12kg



HEAVY BREAKER 25KG AIR

Heavy-duty road breaker, used for concrete and tarmac breaking as well as clay cutting and tamping. Anti vibration handles.

- It is recommended always to use whip checks (Stock Code: WCS) with air tools



HIRE ME

ATLAS COPCO TEX230	
CATEGORY	DETAILS
BREAK08	Atlas Copco TEX 230 PE 25kg



## 4.7KG SDS PLUS CORDLESS 36V COMBINATION HAMMER DRILL

Lightweight and highly portable, perfect for light chiselling and masonry drilling tasks.

- Max 26mm in concrete/masonry
- 2.5J Power



HIRE ME

MAKITA DHR263

CATEGORY	DETAILS
DRILL02	Makita 4.7kg Cordless 36V



## 4.2KG SDS PLUS COMBINATION HAMMER DRILL

The heavy-duty SDS+ option for prolonged drilling and also chiselling work, including drilling for anchor and rebar setting.

- Max 28mm in concrete/masonry



HIRE ME

HILTI TE30-AVR

CATEGORY	DETAILS
DRILL17	Hilti TE 30-AVR 110V/16A



## 3.3KG SDS PLUS COMBINATION HAMMER DRILL

Compact and extremely lightweight rotary hammer drill, ideal for drilling masonry and concrete, including above shoulder height.

- Max 24mm in concrete/masonry
- 1.8J Power



HIRE ME

HILTI TE7-C

CATEGORY	DETAILS
DRILL03	Hilti TE7-C 110V/16A



LARGE RANGE OF CHISELS AND SDS DRILL BITS AVAILABLE, CALL US ON 01493 808000



## 6.1KG SDS MAX COMBINATION HAMMER DRILL

The most compact SDS Max Hammer drill available, yet not compromising performance.

- Max 40mm in concrete/masonry
- 6J Power



HIRE ME

HILTI TE50-AVR

CATEGORY	DETAILS
DRILL18	Hilti TE 50-AVR 110V/16A



## 7.8KG SDS MAX COMBINATION HAMMER DRILL

Versatile all-rounder suitable for heavy drilling tasks and also demolition breaking work.

- Max 40mm in concrete/masonry
- 7.8J Power



HIRE ME

HILTI TE60

CATEGORY	DETAILS
DRILL04	Hilti TE 60-ATC-AVR 110V/16A



## 9.7KG SDS MAX COMBINATION HAMMER DRILL

The most powerful SDS Max drill on the market, offering a massive 55mm drilling capacity and an impressive 14.5J breaking force.

- Max 55mm in concrete/masonry
- 14.5J Power



HIRE ME

HILTI TE 80 ATZ

CATEGORY	DETAILS
DRILL09	Hilti TE 80 ATZ 110V/16A





DIAMOND CORE DRILL HAND HELD

Heavy-duty dry diamond core drill ideal for drilling large diameter holes in masonry and brickwork. Built-in clutch and 2-speed gearbox.

- Drills up 162mm diameter holes
- Comes as standard with extension rod and adapters
- 1/2 BSP fitting
- 2-speed gearbox (740/1580rpm)



HIRE ME

HILTI DD110-D	
CATEGORY	DETAILS
DRILL05	Hilti DD110-D 110V/16A



DIAMOND CORES

Wide selection of cores available to purchase or on a wear charge per mm (Minimum 1 mm charge).

DIAMOND CORES	
STOCK CODE	DETAILS
022MMDDC	22mm Dry Diamond Core
028MMDDC	28mm Dry Diamond Core
032MMDDC	32mm Dry Diamond Core
038MMDDC	38mm Dry Diamond Core
048MMDDC	48mm Dry Diamond Core
052MMDDC	52mm Dry Diamond Core
065MMDDC	65mm Dry Diamond Core
078MMDDC	78mm Dry Diamond Core
091MMDDC	91mm Dry Diamond Core
102MMDDC	102mm Dry Diamond Core
107MMDDC	107mm Dry Diamond Core
117MMDDC	117mm Dry Diamond Core
127MMDDC	127mm Dry Diamond Core
142MMDDC	142mm Dry Diamond Core
152MMDDC	152mm Dry Diamond Core
162MMDDC	162mm Dry Diamond Core
172MMDDC	172mm Dry Diamond Core
182MMDDC	182mm Dry Diamond Core



WET & DRY DIAMOND CORE DRILL HAND HELD

Suitable for hand-held concrete wet core drilling applications, with a built-in water feed connection. Fits a standard quick-release hose fitting, and has built-in flow control tap.

- 2-speed gearbox (740/1580rpm)
- 1 1/4 UNC fitting but can adapt to fit 1/2 BSP



HIRE ME

HILTI DD110-W	
CATEGORY	DETAILS
DRILL19	Hilti DD110-W Wet & Dry Diamond Core Drill Hand Held 110V/16A



DIAMOND DRILLING RIG

Specifically designed for drilling holes of up to 250mm in concrete. Uses an anchor bolt to securely fasten the rig to surface and ensure safe, fast and accurate drilling.

- Use with a pressurised mains water feed or 15L bottle (Code CUT04)
- 1 1/4 UNC fitting



HIRE ME

HILTI DD160E	
CATEGORY	DETAILS
DRILL06	Hilti DD160E Diamond Drilling Rig 110V/32A

WATER FEED 15L MANUAL

A portable solution to provide cooling and water suppression to the wet diamond drilling systems.



HIRE ME

WATER FEED	
CATEGORY	DETAILS
CUT04	Pressurised Water Feed 15L Manual



AVAILABLE WITH A LARGE RANGE OF CORE SIZES FROM 14-300MM

FOR MORE PRODUCT INFORMATION EMAIL  
HIRE@ONESITEGROUP.COM





## MAGNETIC DRILL

Portable electromagnetic machines for fast and easy drilling of steel. The machine locks onto the steel using a powerful electromagnet, which enables clean and accurate holes to be produced.

- Must be used with cutting fluid to lubricate and prevent overheating
- Holes must be centre punched to guide the cutter



HIRE ME

ALFRA MB35B, ALFRA MD50

CATEGORY	DETAILS
DRILL07	35mm 110V/16A
DRILL12	50mm Mag Drill 110V/16A



ORDER BEFORE  
4:30PM FOR  
NEXT-DAY  
DELIVERY  
ON ALL STOCK ITEMS



MAGNETIC DRILL PARTS	
CATEGORY	DETAILS
18RC12	Rotabroach Cutter Alfra 12mm Short
18RC14	Rotabroach Cutter Alfra 14mm Short
18RC18	Rotabroach Cutter Alfra 18mm Short
18RC22	Rotabroach Cutter Alfra 22mm Short
18RC24	Rotabroach Cutter Alfra 24mm Short
18RC26	Rotabroach Cutter Alfra 26mm Short
18RC30	Rotabroach Cutter Alfra 30mm Short
18RC32	Rotabroach Cutter Alfra 32mm Short
18RC50	Rotabroach Cutter Alfra 50mm Short
18RCP	Rotabroach Short Pin
18DTL	Drilling & Tapping Lubricant Spray 400ml



## LOW PROFILE MAGNETIC DRILL

Suitable to get into the tightest of spots, only 190mm high means you can easily drill between webs and joists.

- Able to drill holes of up to 40mm in steel
- Uses Rotabroach Cutters (page 38)
- Only 190mm high



HIRE ME

ALFRA MB35B, ALFRA MD50

CATEGORY	DETAILS
DRILL22	40mm 110V/16A



## HEAVY-DUTY DRILL

Heavy-duty 1500w drill used for drilling large diameter holes up to 70mm in timber and 32mm in steel. T handle for easier handling.

- Keyed chuck
- No-load speed: 210 / 330 / 470 / 740 rpm



HIRE ME

HEAVY-DUTY DRILL

CATEGORY	DETAILS
DRILL01	Gut-Buster Drill 7.3kg 110V/16A



CALL US TODAY ON  
01493 808000  
TO PLACE YOUR ORDER  
OR TO DISCUSS  
YOUR PROJECT  
REQUIREMENTS



## ANGLE DRILL

Designed to fit in the tightest of drilling situations. 90° head.

- Can be used for wood, metal and plastic drilling
- 10mm chuck



HIRE ME

MAKITA DDA350RMJ

CATEGORY

DETAILS

DRILL16

Right Angle Drill 18V



## IMPACT DRIVER 18V

For driving in larger timber screws quickly with ease, using an impact action.



HIRE ME

MAKITA DTD513

CATEGORY

DETAILS

DRILL21

Impact Driver 18V



## CORDLESS DRILL 18V

Versatile combination drill for drilling in wood, steel, masonry, concrete etc. also used for screw driving with torque control.



HIRE ME

MAKITA DHP481

CATEGORY

DETAILS

DRILL21

Cordless Drill 18V

PRESSURE WASHERS // VACUUM CLEANERS //  
DUST EXTRACTORS // FUME EXTRACTORS //  
AIR MOVING FAN CLEANERS // POLISHERS

# CLEANING 03



CALL 01493 808000 FOR CLEANING

CLEANING





## PETROL PRESSURE WASHER

Versatile and highly portable unit ideal for use where power is limited. High power, ideal for heavy cleaning of all surfaces. Supplied with water supply drum and a 10m lance.


**HIRE ME**

SPECIFICATION	
CATEGORY	PRESS02
Pressure	130 Bar
Volume	15 LPM
Weight	37kg

## PRESSURE WASHER 240V

A professional pressure washer in a compact outfit, with a high water volume output for heavy cleaning, comes complete with double detergent tanks. Supplied with water supply drum and a 10m lance.


**HIRE ME**

SPECIFICATION	
CATEGORY	PRESS04
Pressure	100 Bar
Volume	12.8 LPM
Weight	68kg



## MINI BOWSER PRESSURE WASHER PETROL

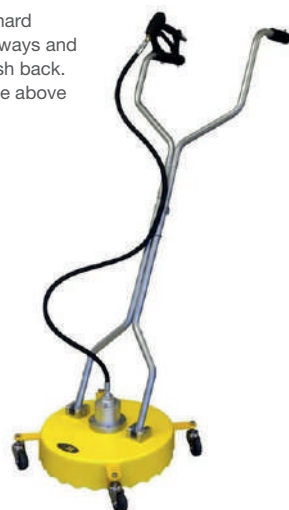
Has a built-in 120L water tank ideal for use around sites where there isn't a water supply near the work area. Comes complete with a lance and a hose reel.


**HIRE ME**

SPECIFICATION	
CATEGORY	PRESS03
Pressure	170 Bar
Volume	8 LPM

## 18" ROTARY SURFACE CLEANER FOR PRESSURE WASHER

For heavy cleaning of hard surfaces such as driveways and concrete, with no splash back. Connects directly to the above pressure washers.


**HIRE ME**

SPECIFICATION	
CATEGORY	PRESS05



## COMPACT DRY VACUUM 240V

Durable, filtered cleaning unit ideal for light dirt and dust. Supplied with floor kit as standard.

**HIRE ME**

SPECIFICATION	
CATEGORY	VAC03
Volume	9 L
Weight	9kg

## DUST BAG


For extra filtration and easier emptying. For dry application only.

- Sold singly



## ACCESSORY FLOOR TOOL KIT

Includes floor tool for wet and dry applications, long and narrow reach tools, and also a tool adapter.



## INDUSTRIAL WET/DRY VACUUM M CLASS 65L 110V

Professional, high-power filtered cleaning unit ideal for larger quantities of wet and dry dirt.

- M Class Filtration
- Can be used directly as a dust extraction unit with all our cutting and grinding tools
- Requires a 32a 3Kva continuously rated transformer minimum

**HIRE ME**

SPECIFICATION	
CATEGORY	VAC06
Volume	65 L
Weight	24.5kg





## DUST & FUME EXTRACTION UNIT 300MM

Used for removing fumes and fine dust from workshops and sites, as well as simply providing air circulation. The 300mm unit is supplied with a 10m hose.

HIRE ME

### SPECIFICATION

CATEGORY	FAN02
Air Flow	60m³ per minute (195 CFM)
Weight	14kg



## CARPET CLEANER 240V

Excellent cleansing of upholstery and carpets using a fluid injection and vacuum system. Comes complete with floor and upholstery tools and also detergent tablets.

- Max performance - 30-45m² per hour
- 10L detergent tank

HIRE ME

### SPECIFICATION

CATEGORY	VAC01
Weight	11.5kg



## AIR MOVING FAN 600MM

Ideal for air circulation and cooling purposes in large areas. Floor mounted with wheels for easy transportation.

- Variable speed fan



HIRE ME

### SPECIFICATION

CATEGORY	FAN01
Air Flow	110m³ per minute
Weight	30kg



## AIR CLEANER UNIT DUAL VOLTAGE

Designed to effectively filter out harmful airborne particles from the work area, which are dangerous for the health.

- 650m³ per hour
- Compact, only weighs 13kg
- HEPA H14 4 stage filtration

HIRE ME

### SPECIFICATION

CATEGORY	DETAILS
DUST03	Air Cleaner Unit Dual Voltage

MIXERS // POKER UNITS // REBAR EQUIPMENT // SCREEDS // FLOATS

# CONCRETING

# 04



CALL 01493 808000 FOR CONCRETING

CONCRETING





TO PLACE YOUR  
ORDER CALL  
OUR HIRE DESK  
TODAY ON  
01493 808000



PADDLE  
MIXER

Hand-held machines which offer  
quick and thorough mixing of paints,  
plaster, mortar and epoxy resins.  
Supplied with paddle.

HIRE ME

MAKITA UT1600/1	
CATEGORY	DETAILS
PADD01	Makita UT1600 Paddle Mixer 110V



ORDER BEFORE  
4:30PM FOR  
NEXT-DAY  
DELIVERY  
ON ALL STOCK ITEMS



SITE MIXER 7/5 350L

Used on-site for mixing the largest quantities of concrete  
and mortar, offering a 45% increase in mixing capacity  
compared to a 5/3.5. Reliable diesel machine with a  
Yanmar engine for longevity.

- 160L mixing capacity



HIRE ME

BELLE 150XT	
CATEGORY	DETAILS
MIX05	Belle 150XT Diesel (with Electric Start)



WE ALSO SUPPLY  
THE FULL RANGE OF  
MORTAR ADMIXES  
AND TONES, SEE OUR  
BUILDING PRODUCTS  
CATALOGUE FOR  
MORE DETAILS



CEMENT MIXER 4/3 130L

A robust, portable, and effective means of mixing  
batches of concrete and mortar on site.

- 90L mixing capacity
- Supplied with stand
- 61kg



HIRE ME

BELLE MINIMIX 150	
CATEGORY	DETAILS
MIX01	Belle Minimix 150 110V/16A
MIX02	Belle Minimix 150 240V
MIX03	Belle Minimix 150 Petrol



FORCED ACTION MIXER

Used for mixing resins, plaster and adhesives.  
Guarantees high productivity with the best mixing results.

- 80L mixing capacity
- Highly manoeuvrable
- Only 665mm wide



HIRE ME

FORCED ACTION MIXER	
CATEGORY	DETAILS
MIX06	100L Pan Mixer 110V/16A



SITE MIXER 5/3.5 250L

Used on-site to mix larger quantities of concrete  
and mortar. Reliable diesel machine with a Yanmar  
engine for longevity. Also available in electric 110v.

- 110L mixing capacity



HIRE ME

BELLE 100XT Y	
CATEGORY	DETAILS
MIX04	Belle 100XT Diesel (with Electric Start)
MIX07	Belle 100XT Electric 110V/32A



CONCRETE POKER

Reliable and robust petrol units used to power a range of lance sizes. Petrol-powered offering good portability around the site.



HIRE ME

BELLE BGA UNIT GX120	
CATEGORY	DETAILS
POK02	Poker Drive Unit Petrol



POKER LANCE

Whether forming columns, shuttering or reinforced slabs, these lances offer high vibration levels to lift the air bubbles out of concrete. Fits the petrol drive unit.

HIRE ME

POKER LANCE		
CATEGORY	STOCK CODE	DETAILS
POK03	PLBGA25	25mm (1") 6m Shaft
POK03	PLBGA45	45mm (2") 6m Shaft
POK03	PLBGA68	68mm (3") 6m Shaft



PORTABLE ELECTRIC POKER

High-frequency hand held unit, ideal where portability and performance are required. Ideal for small to medium concrete jobs.



HIRE ME

PORTABLE ELECTRIC POKER	
CATEGORY	DETAILS
POK04	Portable Electric POKER 110v

DO YOU ALSO NEED  
STRIKE RELEASE OIL  
5L OR CONTRACTORS  
PAINT BRUSH  
100MM? CALL OUR  
TEAM TODAY.




REBAR CUTTER  
(10 - 16MM) 18V

Deals with rebar up to 16mm. Quick and safe cutting operation. Cordless powered for highest portability.



HIRE ME

OGURA HCC16	
CATEGORY	DETAILS
CUT17	Rebar Cutter (10 - 16mm) 18V



ROAD FORMS

Square edge steel road forms for forming concrete bases and roadways. Easy to install and connect together.

- Pins supplied
- Must be used with mould oil



HIRE ME

ROAD FORMS		
CATEGORY	STOCK CODE	DETAILS
ROAD01	RF100	Road Form 3m x 100mm
ROAD01	RF150	Road Form 3m x 150mm
ROAD01	RF200	Road Form 3m x 200mm
ROAD01	RF300	Road Form 3m x 300mm
ROAD01	RFPIN	Road Form Pins





## EASY SCREED

The Easy Screed has an easily detachable twin handle power unit that clamps on to beams of various lengths. The aluminium beam has a profile suitable for "free screeding" or by reversing the same beam can be used for striking off across from formwork. Screeding without formwork is becoming a popular time saving technique.



HIRE ME

### BELLE EASY SCREED PRO

CATEGORY	DETAILS
SCREE01	Easy Screed Beam 3m
SCREE01	Easy Screed Beam 5m
SCREE01	Pro Vibrator Unit Petrol



## TWIN BEAM SCREED

Twin beam screeds produce an accurate levelling and compaction operation on concrete slabs. The finished result is more consistent than a hand tamped finish.



HIRE ME

### RED BAND VSA55

CATEGORY	DETAILS
SCREE02	Twin Beam Screed Unit Petrol
SCREE02	6.2m Twin Screed Beams



## POWER FLOAT

Provides a high specification finish to concrete quickly. The operator can control the tilt of the blades and the engine speed from the handles to suit the state of the concrete.

- Petrol powered



HIRE ME

### BELLE PRO TILT 900 PTLW931

CATEGORY	DETAILS
SCREE04	Power Float Walk Behind 910mm Petrol



## HYDRAULIC ROLLER STRIKER

Used to produce a fast and even finish on freshly poured concrete slabs which prepares them for smooth screeding. The non-vibrating roller spins the opposite way to the direction of movement bringing aggregate to the surface forming a strong base. Hydraulic driven.



HIRE ME

### BELLE MAJOR

CATEGORY	DETAILS
SCREE05	Tube Drive Kit
SCREE05	Tube 4.9m
SCREE05	Tube 7.3m
SCREE05	Hydraulic Power Pack 30L Petrol



## HAND FLOAT

A tempered blue steel blade that achieves an ultra fine finish to freshly laid concrete. Handles consist of three 2m sections which can be combined to achieve a 6m reach. Ingenious twist and tilt head enables control of the head through the handle.



HIRE ME

### BIG BLUE FLOAT

CATEGORY	DETAILS
SCREE06	Big Blue Float - 6m reach



## FRESNO BROOM

Similar to the hand float however also fitted with a brush on the head to produce a consistent non-slip finish.

HIRE ME

### FRESNO BROOM

CATEGORY	DETAILS
SCREE03	Fresno Broom - 6m reach



HAND TAMPER

A low cost option for striking off concrete. The beam is constructed from aluminium so is lightweight and incorporates handles each end for ease of use.



HIRE ME

HAND TAMPER	
CATEGORY	DETAILS
TAMP3	Hand Tamp 3.2m
TAMP5	Hand Tamp 5.2m
TAMP6	Hand Tamp 6.2m
TAMP7	Hand Tamp 7.2m



WE ALSO SUPPLY  
THE FULL RANGE  
OF CONCRETING  
AND BRICKLAYING  
ACCESSORIES,  
AVAILABLE  
FOR NEXT-DAY  
DELIVERY!



ANGLE GRINDERS // DISC CUTTERS //  
CIRCULAR SAWS // BENCH SAWS // FLOOR  
SAWS // RECIPROCATING SAWS // CHOP  
SAWS // BLOCK SPLITTERS // TILE SAWS //  
FLOOR STRIPPERS // CONCRETE PLANERS  
// FLOOR PLANERS // FLOOR POLISHERS

CUTTING & GRINDING

05



CALL 01493 808000 FOR CUTTING & GRINDING





ANGLE GRINDER 115MM (4 1/2")

Light and portable, ideal for light cutting and grinding of metal or masonry. Available in 18v cordless or 110v.

- Max cutting depth 24mm



HIRE ME

MAKITA DGA456, HILTI AG 125-13S

CATEGORY	DETAILS
CUT15	18V Battery Angle Grinder 115mm (4 1/2")
CUT16	110V/16A Angle Grinder 115mm (4 1/2")

BLADES/DISCS TO SUIT THE 115MM GRINDER:  
115/22.23MM BORE

STOCK CODE	DETAILS
18DIG115	Metal Grinding Disc
18DIS115	Metal Slitting Disc
18DIC115	Metal Cutting Disc
18SDB115	Diamond Blade TEC10 General Purpose
18MDB115	Diamond Blade TX10R Multi Steel
18MRB115	Mortar Raking Blade (6mm Width)
18TDB115SD	Ceramic Tile Blade



ANGLE GRINDER 225MM (9")

Perfect for larger grinding tasks, these grinders are robust and powerful, yet small enough to be easily manoeuvred. Almost dust free when used with the Dust Extraction Hood and a VC60 Dust Extraction Vacuum.

- Max cutting depth 68mm



HIRE ME

HILTI AG230

CATEGORY	DETAILS
CUT01	Angle Grinder 230mm (9") 110V/16A
CUT01	Dust Extraction Hood to suit AG 230-24D

BLADES/DISCS TO SUIT THE 230MM GRINDER:  
230/22.23MM BORE

STOCK CODE	DETAILS
18DIG230	Metal Grinding Disc
18DIS230	Metal Slitting Disc
18DIC230	Metal Cutting Disc
18SDB230	Diamond Blade TEC10 General Purpose
18DCX230	Diamond Blade DCX Long Life General Purpose
18MDB230	Diamond Blade TX10R Multi Steel



WALL SAW GRINDER 300MM (12")

Fitted with a built-in dust extraction hood, ideal for cutting floors. Dry use only. Highly recommended for use with a VC60 Dust Extraction Vacuum.

- Max cutting depth 110mm



HIRE ME

HILTI DCH300

CATEGORY	DETAILS
CUT05	Wall Saw Grinder 300mm (12") 110V/32A

BLADES/DISCS TO SUIT THE 300MM GRINDER: 300/20MM BORE

STOCK CODE	DETAILS
18SDB300	Diamond Blade TEC10 General Purpose
18DCX300	Diamond Blade DCX Long Life General Purpose
18MDB300	Diamond Blade TX10R Multi Steel



WALLCHASER 110V/16A

Used to cut clean-edged chases in masonry, concrete and blockwork in order to conceal cables and pipework, using a pair of 125mm blades. Highly recommended for use with a VC60 Dust Extraction Vacuum.

- Max cutting depth 40mm
- Max cutting width 46mm



HIRE ME

HILTI DC20/SE

CATEGORY	DETAILS
CUT06	Hilti DC-SE 20 Wallchaser 110V/16A

BLADES/DISCS TO SUIT THE WALL CHASER: 125/22MM BORE

STOCK CODE	DETAILS
18PDB125	Diamond Blade TCX15



ALL DIAMOND BLADES ARE AVAILABLE TO PURCHASE, OR ON A WEAR CHARGE, CHARGED PER MM OF WEAR



ALL DIAMOND BLADES ARE AVAILABLE TO PURCHASE, OR ON A WEAR CHARGE, CHARGED PER MM OF WEAR

1.



2.



2 STROKE DISC CUTTER

Powerful yet lightweight saw, offering optimum performance and reliability for all site cutting duties. Used for cutting bricks, blocks, asphalt and metal. Can also be used with the disc cutter cart or the water feed 15L bottle to increase versatility.



HIRE ME

STIHL TS410, STIHL TS420

CATEGORY	DETAILS
1. CUT03	300mm (12")
2. CUT18	350mm (14")

BLADES/DISCS TO SUIT THE 300/350MM GRINDER:

STOCK CODE - 300/20MM BORE	STOCK CODE - 350/20MM BORE	DETAILS
18SDB300	18SDB350	Diamond Blade TEC10 General Purpose
18DCX300	18DCX350	Diamond Blade DCX Long Life General Purpose
18MDB300	18MDB350	Diamond Blade TX10R Multi Steel



DISC CUTTER CART

Quickly turns the cut off saw into a road saw to produce long, clean cuts with accurate depth adjustment.

HIRE ME

STIHL FW20

CATEGORY	DETAILS
CUT14	Stihl FW20 Disc Cutter Cart with Water Tank



WATER FEED 15L MANUAL

A portable solution to provide cooling and water suppression to the diamond blade when cutting. Easily carried around the work site.

HIRE ME

WATER FEED

CATEGORY	DETAILS
CUT04	Pressurised Water Feed 15L Manual



MASONRY BENCH SAW 350MM (14")

Sturdy and efficient masonry saw with large cutting capacity used for cutting bricks, blocks and pavers etc. The head can also tilt to achieve 45° mitres.

- Integral water recirculation pump
- Max cutting depth 100mm (at 90°) or 60mm (at 45°). Max cutting length 700mm
- Requires minimum 5kva transformer and maximum 14m extension lead



HIRE ME

HUSQVARNA TS350E

CATEGORY	DETAILS
CUT08	350mm Masonry Bench Saw 110V/32A



MASONRY BENCH SAW 450MM (18")

These professional saws are the most durable available, and offer excellent performance. Used for cutting a large range of building products including bricks, blocks and natural stone. Includes a handle mechanism for cutting head height adjustment.

- Integral water recirculation pump
- Max cutting depth 170mm. Max cutting length 560mm



HIRE ME

BELLE MS501

CATEGORY	DETAILS
CUT10	500mm (20") Bench Saw Petrol



FLOOR SAW 350MM (14")

Designed to meet the demands of concrete and asphalt repair works. Uses a winding handle to adjust depth of cut.

- Built-in water tank for wet cutting
- Built-in guide bar for accurate straight cutting
- Max depth 120mm



HIRE ME

HUSQVARNA FS305

CATEGORY	DETAILS
CUT12	Floor Saw 350mm (14") Petrol



FLOOR SAW 450MM (18")

Designed to meet the demands of concrete and asphalt repair works. Uses a winding handle to adjust depth of cut.

- Built-in water tank for wet cutting
- Built-in guide bar for accurate straight cutting
- Max depth 162mm



HIRE ME

HUSQVARNA FS400LV

CATEGORY	DETAILS
CUT11	Floor Saw 450mm (18") Petrol





## ARBORTECH ALLSAW 110V

The award-winning AS170 brick and mortar saw uses a patented orbital cutting motion using two forward facing blades to provide a hammering and cutting action. Offering the operator clear visibility of the cut and the ability to create neat, square and accurate cuts without overcutting. Another advantage of the AS170 is that it is virtually dust free when combined with the extraction hood and one of the VC60 vacuum units.

- Faster cutting than a reciprocating saw
- Clear visibility while cutting
- Able to cut square corners
- Used to cut directly into flush walls without stitch drilling
- Able to cut impressive depths of 170mm



HIRE ME

ARBORTECH AS170

CATEGORY	DETAILS
CUT07	Arbortech Allsaw AS170 110V/16A

## GENERAL PURPOSE BLADES

Used for general brick and mortar cutting. Max depth 115mm deep.



ALLSAW BLADES

CATEGORY	STOCK CODE	DETAILS
HAAB	BL170GHP	General Purpose Blades 115mm Deep

## PLUNGE BLADE

Used for precision square edge deep cuts in masonry with no overcutting. Max depth 120mm.



ALLSAW BLADES

CATEGORY	STOCK CODE	DETAILS
HAAB	BL170PHP	Arbortech Plunge Blades 120mm Deep

## HEAD JOINT BLADES

Ideal for repointing, raking for leadwork and brickwork repair. Max depth 75mm.



ALLSAW BLADES

CATEGORY	STOCK CODE	DETAILS
HAAB	BL170HJ	Arbortech Allsaw Head Joint Blades (7.2mm wide)

## XL BLADES

Extra deep cutting version of the general purpose. Max depth 170mm.



ALLSAW BLADES

CATEGORY	STOCK CODE	DETAILS
HAAB	BL170GXL	General Purpose Blades XL 170mm Deep



## RECIPROCATING SAW

Extremely versatile means of cutting boards, plastics, metals and timber.

Ridgid 550 - provides clean accurate cuts to metal pipe up to 4" diameter, uses a pipe clamp to secure the saw to the pipe being cut.



HIRE ME

MAKITA JR3050T, RIGID 550

CATEGORY	DETAILS
SAW04	Reciprocating Saw 110V/16A
SAW13	Rigid 550 Reciprocating Pipe Saw 110V/16A


BLADES/DISCS TO SUIT RECIPROCATING SAWS

STOCK CODE	DETAILS
18MC1510	Fine Cut for Metal/Wood 150mm 5pk
18WC1531	Coarse Cut for Wood 240mm 5pk
18WC2256	Blade Fine Cut for Metal/Wood 225mm 5pk
18WCS644D	Blade Coarse Cut for Wood/Plastic 150mm 5pk
71926	Ridgid Pipe Saw Blades 150mm- Pack 5
71936	Ridgid Pipe Saw Blades 200mm- Pack 5

MORE BLADES AVAILABLE, CALL FOR FURTHER DETAILS

## MANUAL BLOCK SPLITTER

Compact and portable, uses a manual lever action to split blocks from 47mm high. Fast and simple to use.



HIRE ME

CLIPPER

CATEGORY	DETAILS
BLOCK01	380mm (15") Manual

## ABRASIVE METAL CHOP SAW

Ideal for quick and easy cutting of steel lengths, including mitres up to 45° angle. Uses abrasive discs so no need for lubrication.

- Max cutting depth at 90° - 130mm
- Max cutting depth at 45° - 115mm



HIRE ME

ABRASIVE METAL CHOP SAW

CATEGORY	DETAILS
CUT19	110V Abrasive Metal Chop Saw 350mm

## HYDRAULIC BLOCK SPLITTER

Ideal for larger blocks and slabs up to 235mm cutting depth.



HIRE ME

RED BAND H65

CATEGORY	DETAILS
BLOCK02	640mm (25") Hydraulic



NEED A BLOCK TROLLEY?  
GO TO PAGE 69 >



## COMPACT TILE SAW

Compact, lightweight and portable machine. Blade is water-cooled to create fast clean cuts. Comes with a guide for accurate cutting.



HIRE ME

CLIPPER SMS251

CATEGORY

DETAILS

SAW05

Tile Saw Wet Cut 110V/16A

1.



## INDUSTRIAL TILE SAW

Professional machine which offers ease of operation and efficient results. Tiles are rested on the table bed and the radial mounted blade is drawn overhead to achieve straight clean cuts. Supplied with a 20mm porcelain cutting blade as standard.

- Integral water recirculation pump
- Max cutting depth 90mm
- Supplied with fences for straight and angled cutting
- Cutting head can tilt to achieve mitred cuts



HIRE ME

RUBI DC250

CATEGORY

DETAILS

- |          |                     |
|----------|---------------------|
| 1. SAW12 | 1200mm cut 110V/16A |
| 2. SAW12 | 1400mm cut 110V/16A |

2.



ORDER BEFORE  
4:30PM FOR  
NEXT-DAY  
DELIVERY  
ON ALL STOCK ITEMS



## FLOOR STRIPPER MEDIUM DUTY 110V

This compact, easy to operate machine is suitable for a variety of commercial and domestic applications. The vibrating scraper blade makes quick work of removing adhesive, lino, carpet tiles, sports surfaces and much more.

- Scraper width: 9" (230mm)



HIRE ME

SPE MS230

CATEGORY

DETAILS

FLOO01

SPE MS230 Floor Stripper 110V/16A

## CONCRETE PLANER 125MM 110V

Uses a diamond disc to quickly and efficiently remove the surface of concrete for levelling and surface preparation tasks.

- Diamond wear is charged per mm



HIRE ME

MAKITA PC5001C/1

CATEGORY

DETAILS

PLANE01

Makita PC5001C/1 Concrete Planer 125mm 110V/16A



## FLOOR PLANER 200MM (8") 110V

Used to work with concrete flooring surfaces for a multitude of tasks. This includes paint/surface stripping, line removal, rust/grease removal. Very effective for creating an anti-slip finish on concrete.



HIRE ME

SPE BEF200

CATEGORY

DETAILS

FLOO04

SPE BEF200 Floor Planer/Scarifier 200mm 110V/32A







## MULTIPURPOSE FLOOR PREPARATION MACHINE 110V/32A

The STR701 is a rotary preparation machine. Simple, safe and easy to use. It has been designed for operator comfort with very low vibration levels, low noise and complete dust control.



**HIRE ME**

SPE STR701	
CATEGORY	DETAILS
GRIND02	STR701 Multi-Purpose Floor Preparation Machine 110V/32A

## DUST EXTRACTION SKIRT

Used to effectively remove all grinding dust from the machine, used in conjunction with an industrial vacuum.

- See page 43 for industrial vacuum.

**HIRE ME**

DUST EXTRACTION SKIRT		
CATEGORY	STOCK CODE	DETAILS
GRIND02	S5026	STR701 Dust Extraction Skirt

## CARBORUNDUM BLOCKS

Carborundum blocks are ideal for general grinding purposes, available in 24 or 36 grit.



## SCARIFIER BRUSH BLOCKS

Used to remove adhesives and carpet backings without damaging the concrete surface.



## DIAMOND DISCS

Used for heavier grinding, ideal for taking off high spots and imperfections on concrete and latex floors.



## SANDING SHEETS

Used for removal of finishes on timber. Available in a variety of sanding grits.



## CLEANING PADS

Available in several grades for heavy scrubbing to polishing of finished surfaces.



CORDLESS NAILERS // CARTRIDGE GUNS //  
ELECTRIC SCREWDRIVERS // FLOOR NAILERS

# FIXING & FASTENING

# 06



CALL 01493 808000 FOR FIXING & FASTENING

FIXING & FASTENING



TO PLACE YOUR ORDER CALL OUR HIRE DESK TODAY ON 01493 808000



PASLODE FIRST FIX NAILER

Paslode 1st Fix Cordless Nailer is ideal for rapid fixing of joists, roofing, fencing and other timber products. Battery-powered and gas-fired, this nailer can fire 2 - 3 nails per second, yet remain lightweight and extremely portable.

- Uses 51 - 90mm nails



HIRE ME

PASLODE IM350+	
CATEGORY	DETAILS
NAIL02	Paslode IM350+ First Fix Nailer Cordless

1.



2.



PASLODE SECOND FIX BRAD NAILER

Paslode 2nd Fix Cordless Nailers are used for fixing architraves, trims, skirting and other minor wood installation work. Battery-powered and gas-fired, they are lightweight and fully portable.

- Uses 19-64mm brad nails



HIRE ME

PASLODE IM65 F16, PASLODE IM65A	
CATEGORY	DETAILS
1. NAIL07	1. Paslode IM65 Second Fix Brad Nailer Straight
2. NAIL01	2. Paslode IM65A Second Fix Brad Nailer Angled Cordless



WE STOCK A LARGE RANGE OF NAILS AND GAS, FOR ALL OUR NAILERS



POSITIVE PLACEMENT NAILER

Paslode Positive Placement Nailer is designed for fastening brackets, straps and hangers. The nose probe accurately positions the nail in the hole, meaning you can easily get into difficult-to-reach areas. Proven to be 6x faster than hand nailing.

- Uses 35mm hardened twist nails



HIRE ME

PASLODE PPNXI	
CATEGORY	DETAILS
NAIL08	Paslode PPNXI Lithium Positive Placement Nailer Cordless



CARTRIDGE FIXING TOOL

Ideal for fastening nails of up to 97mm into steel and concrete. The magazine cartridge tool has an auto-reload feature to increase speed and efficiency for repetitive fastening work.

- Powered by explosive safety cartridges
- Uses nails up to 97mm



HIRE ME

HILTI DX 5	
CATEGORY	DETAILS
NAIL04	Hilti DX 5 Auto-reload Cordless



FOR MORE PRODUCT INFORMATION EMAIL OUR TEAM AT HIRE@ONESITEGROUP.COM





## AUTOFEED DRYWALL SCREWDRIVER

Ideal for rapid plasterboard fixing, woodwork and other renovation applications. Uses collated screws and auto feeds to enable the user to quickly and effectively drive in large quantities of screws.

- Adjustable depth control
- Uses 25 - 75mm collated screws



HIRE ME

MAKITA DFR550Z, MAKITA DFR750Z

CATEGORY	DETAILS
DRY001	Cordless Autofeed Drywall Screwdriver 25-55mm
DRY001	Cordless Autofeed Drywall Screwdriver 45-75mm



## RIVET GUN

Quickly and efficiently secures rivets, most commonly used for securing thin sheet metal.



HIRE ME

POP PB2500

CATEGORY	DETAILS
RIVET01	Rivet Gun 18V Cordless



## TEK SCREW GUN

Used for efficiently driving in pozi or hex head tek screws. Fitted with depth stop for ease of use.



HIRE ME

HITACHI W-6VF

CATEGORY	DETAILS
DRILL15	Tek Screw Gun 110V/16A



## SECRET NAILER

Porta-nailers are used for 45° secret nailing of tongue and groove flooring. Securely fastens the timber without damaging the wood face.

- Uses 38 or 50mm nails



HIRE ME

POWERNAIL 45

CATEGORY	DETAILS
NAIL05	Powernail 45 Secret Nailer

HANDLING TRUCKS // PALLET TRUCKS //  
HOISTS // HOISTS ATTACHMENTS // GRABS //  
SAFETY EQUIPMENT // MATERIAL LIFTS //  
MOVING SKATES // PLASTERBOARD LIFTERS

# LIFTING & HANDLING

# 07



CALL 01493 808000 FOR LIFTING & HANDLING

LIFTING & HANDLING



## 4 WHEEL TURNTABLE TRUCK

Ideal for manoeuvring heavy loads around the site. 360° steering and long handle allows bulky loads including plasterboard and sheet materials to be moved with ease.

- Max weight: 1000kg



HIRE ME

### ARMORGARD TT1000

CATEGORY	DETAILS
SHIFT01	Armorgard 4 Wheel Turntable Truck 1000kg



## MACHINE MOVING SKATES

High capacity enabling large machinery and loads to be moved.

- Includes: 2x caterpillar skates, 2x turntable skates, 2x handles
- Only for use on concrete/hardstand surfaces



HIRE ME

### MACHINE MOVING SKATES

CATEGORY	DETAILS
SKAT01	15 Tonne SWL Set



## ALL-TERRAIN PALLET TRUCK

Built to cope with uneven ground and typical site conditions using large pneumatic tyres. Unsuitable for use on gradients.

- Overall width: 1600mm. Max pallet width: 1200mm
- Max weight: 1200kg



HIRE ME

### LIFTING GEAR UK RRT

CATEGORY	DETAILS
PALL02	LoadSurfer RRT12 Rough Terrain Pallet Truck 1200kg



## PALLET TRUCK

A lift facility built into the handle combined with a 360° steering lock which makes the pallet truck highly manoeuvrable and user friendly. Suitable for moving pallets of up to 2.5 Ton with ease, not suitable for uneven ground.

- Max weight 2500kg



HIRE ME

### PALLET TRUCK

CATEGORY	DETAILS
PALL01	LoadSurfer Pallet Truck 2.5T



## BLOCK CART TROLLEY

Block Carts make light work of transporting pavers and blocks directly from the pallet to where they are being laid. A clever lever system clamps the bottom row of blocks firmly for transport. Has pneumatic tyres to enable progress over rough terrain.

- Adjustable gripping width: 550-1050mm
- Max weight 400kg
- Length of gripper: 200mm



HIRE ME

### PROBST VTK-V

CATEGORY	DETAILS
SHIFT04	Probst VTK-V Adjustable Block Cart



## SACK BARROW

A versatile tool for moving boxes, furniture and site materials easily.



HIRE ME

### SACK BARROW

CATEGORY	DETAILS
SACK02	Sack Barrow Solid Tyre



## MANUAL STAIR CLIMBER

Stair multi-wheeled sack truck which is used to assist ascent and decent of loads up and down steps easily.



HIRE ME

### MANUAL STAIR CLIMBER

CATEGORY	DETAILS
SACK03	Manual Stair Climber





## BUMPA HOIST 8M 110V/16A

Used to move roofing materials such as tiles and bricks up to roofs and scaffolding. The clever conveyor system is reversible to also enable tiles to be safely lowered. The machine is controllable from both the top and bottom of the conveyor.

- Top discharge deck for easy unloading
- Folds in half for easy transportation



**HIRE ME**

BUMPA 8M 110V/16A		
CATEGORY	DETAILS	
BUMPA02	Bumpa Lift 8m 110v/16a	

## BUMPA HOIST ATTACHMENTS

Specially designed to carry cement and other materials up the Bumpa lift.

**HIRE ME**

BUMPA HOIST ATTACHMENTS		
CATEGORY	STOCK CODE	DETAILS
BUMPATT	BUMPBUCKET	Bucket for Bumpa Lift




## BOW SHACKLES

Bow shackles provide a safe connection of chains, slings and anchors in a whole range of lifting applications. Simple to use using a screw operation gate.



**HIRE ME**

BOW SHACKLES		
CATEGORY	STOCK CODE	DETAILS
LIFT30	BOWSHA0.75T	0.75T SWL 8mm Thread
LIFT30	BOWSHA1.5T	1.5T SWL 12mm Thread
LIFT30	BOWSHA2T	2T SWL 16mm Thread



## CHAIN SLINGS

Chain slings are a versatile means of attaching loads across a wide range of lifting applications. Contact us with your exact requirements.



**HIRE ME**

CHAIN SLING	
CATEGORY	DETAILS
LIFT06	1 Leg 1m 2 Tonne SWL
LIFT08	2 Leg 3.5m 2 Tonne SWL
MORE SIZES AVAILABLE, PLEASE CONTACT US WITH YOUR REQUIREMENTS	



## GIN WHEEL

Simple and effective means of lifting lighter items up to scaffolding using a top pulley.

- 30m rope length (with latch hook)



**HIRE ME**

GIN WHEEL	
CATEGORY	DETAILS
LIFT29	Gin Wheel 250KG SWL

**WEBBING SLINGS  
AVAILABLE FOR  
PURCHASE. CONTACT  
OUR TEAM FOR  
MORE INFORMATION**





**FOR MORE PRODUCT  
INFORMATION  
EMAIL OUR TEAM AT  
HIRE@ONESITEGROUP.COM**



## SCAFFOLD HOIST

Designed to operate from scaffolding structures and provide an effective lifting solution for tools and materials. The hoist clamps onto a vertical scaffold pole and the hoist swivels 180° to enable loads to be swung onto the working platform.

- Load capacity: 150kg
- Lift height: 30m



**HIRE ME**

IMER ES150 110V

CATEGORY	DETAILS
LIFT12	Imer ES150 150kg 110V/16A



## BRICK BASKET FOR SCAFFOLD HOIST

Versatile lifting basket ideal for bricks and other materials.

- Size: 600mm x 600mm x 250mm (L x W x H)
- Max weight: 200kg



**HIRE ME**

BRICK BASKET FOR SCAFFOLD HOIST

CATEGORY	DETAILS
LIFT27	Imer Brick Basket for Scaffold Hoist 200kg SWL



## WHEEL BARROW CHAIN

Quickly and easily attached to a wheelbarrow to lift it onto scaffolding with ease whilst keeping it level. Most commonly used with a scaffold hoist. Attaches to both handles and the wheel frame of the wheelbarrow.



**HIRE ME**

WHEEL BARROW CHAIN

CATEGORY	DETAILS
LIFT11	Wheel Barrow Chain 3 Leg 250kg



## ELECTRIC CHAIN BLOCK 500KG 30M

Used for lifting applications up to 500kg. Lifting hook fitted at either end.

- Max weight: 500kg



**HIRE ME**

DUKE DU901

CATEGORY	DETAILS
LIFT28	Duke Electric Chain Hoist 20m 500kg SWL 110V/16A



## MANUAL CHAIN BLOCK

Used for heavy lifting applications and are geared to function with minimum effort. Lifting hook fitted at either end.

- Max weight: 2000kg



**HIRE ME**

MANUAL CHAIN BLOCK

CATEGORY	DETAILS
LIFT05	Manual Chain Block 2 Tonne 10m

## BOTTLE JACK

These heavy-duty industrial low profile bottle jacks are compact yet very powerful, commonly used for lifting heavy machinery.

- Lift height: 250 - 450mm



**HIRE ME**

BOTTLE JACK

CATEGORY	DETAILS
JACK01	20 Tonne Bottle Jack

## HYDRAULIC TOE JACK

Ideal for low-level lifting of heavy machinery. The 'toe' feature enables lifting from a 42mm height.

- Toe height: 42mm



**HIRE ME**

HYDRAULIC TOE JACK

CATEGORY	DETAILS
JACK02	Hydraulic Toe Jack 5 Tonne

## FLOOR/ENGINE CRANE

Ground mounted on wheels with an outreach jib, ideal for removal and installation of engines



**HIRE ME**

FLOOR/ENGINE CRANE

CATEGORY	DETAILS
LIFT10	Clarke Strong Arm Floor/Engine Crane 1 tonne





## KERB AND SLAB LAYER

A safe and adjustable lifting solution ideal for laying kerbstones or large concrete slabs.

- Grip range: 500-1045mm
- Max weight: 100kg



**HIRE ME**

PROBST VZ-1	
CATEGORY	DETAILS
LIFT16	Probst VZ-1 2-Man Kerb & Slab Layer



## KERB GRAB TO SUIT EXCAVATOR/Crane 600KG SWL

Lifting device which attaches to cranes or powered plant for moving heavy concrete kerbs or pre-cast blocks. Powerful scissor action securely grips the load during lifting.

- Grip range: 50-600mm
- Length of gripper: 350mm
- Max weight: 600kg



**HIRE ME**

KERB GRAB EXCAVATOR/Crane	
CATEGORY	DETAILS
LIFT31	Probst TSZ-UNI Kerb Grab Excavator/Crane 600kg SWL



## VACUUM STONE LIFTER

Flexible and powerful hand operated lifter for laying flat stone or dense concrete products. Used by 2 persons or can also be used in conjunction with a crane through the central lifting point. 12v battery powered vacuum pump.

- Max weight: 150kg



**HIRE ME**

PROBST VPH-150	
CATEGORY	DETAILS
LIFT19	Probst VPH-150 Vacuum Slab Lifter



## CABLE DRUM JACK

Simple and effective means of lifting and dispensing cable from large reels. Includes 2 jacks and a central shaft.

- Max weight: 6 Tonne
- For 1360-1900mm reels



**HIRE ME**

CABLE DRUM JACK	
CATEGORY	DETAILS
LIFT14	Cable Drum Jack 6 Tonne



## LIFTING GANTRY

Used to assist in manual load handling applications including lift shafts and confined access applications. Uses a sliding load attachment hook on the top beam to move loads over the shaft.

- Also available in cantilever configurations, call with your requirements



**HIRE ME**

LIFTING GANTRY	
CATEGORY	DETAILS
LIFT24	Lifting Gantry 2T - 3m Beam
LIFT24	Lifting Gantry 2T - 4.6m Beam
LIFT24	Lifting Gantry 5T - 4m Beam

## GLASS SUCKER TRIPLE

Used to assist lifting, carrying and positioning glass panels. Uses manually operated rubber suction pads.



**HIRE ME**

GLASS SUCKER TRIPLE	
CATEGORY	DETAILS
LIFT13	Glass Sucker Triple

## CABLE ROLLERS

Used for guiding cables during installation. Also prevents damage to the cable.



**HIRE ME**

CABLE ROLLERS		
CATEGORY	STOCK CODE	DETAILS
LIFT23	CABLEROLLST	Cable Roller Straight

## CABLE SOCKS

Used to securely grip the cable while pulling through conduit, also prevents the cable snagging and catching.



**HIRE ME**

CABLE SOCKS		
CATEGORY	STOCK CODE	DETAILS
CABLE01	CABLESOCK50	Cable Sock for 50-65mm Cable



## MATERIALS LIFT SLA10 3M 454KG MANUAL


[HIRE ME](#)

### GENIE SLA 10

CATEGORY	DETAILS
MATE01	Genie Materials Lift SLA10 3m 454kg Manual



## MATERIALS LIFT SLA20 6.5M 363KG MANUAL


[HIRE ME](#)

### GENIE SLA 20

CATEGORY	DETAILS
MATE03	Genie Materials Lift SLA20 6.5m 363kg Manual



## MATERIALS LIFT SLA15 4.5M 363KG MANUAL


[HIRE ME](#)

### GENIE SLA 15

CATEGORY	DETAILS
MATE02	Genie Materials Lift SLA15 4.5m 363kg Manual

## MANUAL MATERIAL LIFTS

Compact, heavy-duty, one-man operated lifting devices, effective for lifting materials and equipment into position. Ideal for steel installation and also ducting and air conditioning applications.

- Comes as standard with fork extensions

### SPECIFICATION - MEASUREMENTS

CODE	SLA10	SLA15	SLA20
Width (Stowed)	0.8m	0.8m	0.8m
Length (Stowed)	0.74m	0.74m	0.74m
Length (Operating)	1.51m	1.88m	2.08m
Height	1.99m	1.99m	1.99m
Minimum Lift Height	0.15m	0.15m	0.15m
Machine Weight	118kg	151kg	184kg
Fork Length	860mm	860mm	860mm
Max Fork Length	1200mm	1200mm	1200mm

### SPECIFICATION - LIFTING CAPACITY (KG)

CODE	SLA10	SLA15	SLA20
46cm Load Centre	454	363	363
61cm Load Centre	454	363	272
81cm Load Centre	295	295	204
107cm Load Centre	181	227	159



## BEAM KART 500KG

The Armorgard BeamKart™ is designed for the effortless transportation of steels and other large beams.

- 350mm width
- Max weight 500kg


[HIRE ME](#)

### ARMORGARD BK1

CATEGORY	DETAILS
SHIFT03	Armorgard BK1 Beam Kart 500kg 560 x 510mm



## PLASTERBOARD LIFTER COMBI 4.5M MANUAL

Enables plasterboard sheets to be effortlessly lifted into position on both flat and angled ceilings, ready for fixing. Folds for easy transportation.

- Max load: 80kg
- Max lift height: 3.6m


[HIRE ME](#)

### PLASTERBOARD LIFTER

CATEGORY	DETAILS
LIFT09	Levpano LEVPC Combo Plasterboard Lifter





MANUAL TRIPOD WINCH

Designed to safely lower personnel and equipment down shafts, using a manual winch mounted on the tripod. The tripod also uses a fall arrest mechanism for extra safety.

- 300kg SWL



HIRE ME

MANUAL TRIPOD WINCH	
CATEGORY	DETAILS
WINCH01	Tripod with Manual Recovery Winch



ROOF MAN ANCHOR

Also known as a mobile man anchor, used on flat roofs where there is no guardrail. Uses a combination of weights to provide a stable point or restraint and fall prevention. Used in conjunction with restraint lanyards or a fall arrest block.

HIRE ME

ROOF MAN ANCHOR	
CATEGORY	DETAILS
FALL03	Roof Man Anchor



FALL ARREST BLOCK

Uses a self-retracting cable which is built into the fall arrest device. The wire automatically locks as soon as the person falls.

HIRE ME

FALL ARREST BLOCK	
CATEGORY	DETAILS
FALL6M	Fall Arrest Block 6m
FALL12M	Fall Arrest Block 12m
FALL20M	Fall Arrest Block 20m



LOOKING FOR SAFETY HARNESSES?

GO TO PAGE 11 >

AIR CONDITIONING UNITS //  
DEHUMIDIFIERS // AIR MOVING FANS //  
DRYING FANS // GAS HEATERS //  
ELECTRIC HEATERS // FAN HEATERS

HEATING & COOLING

08



CALL 01493 808000 FOR HEATING & COOLING



## PORTABLE AIR CONDITIONING UNITS

Create a pleasant cool environment in any living or working area. Fully thermostatic with humidity control.

- 12000 BTU
- Max effective room size 25m<sup>2</sup>
- Requires outlet duct to the outdoors (supplied)

[HIRE ME](#)

RHINO AC12000

CATEGORY	DETAILS
AIRCO12	Rhino AC12000 Air Conditioning Unit 12k BTU



## SMALL DEHUMIDIFIER

Compact and effective water extraction, ideal for drying in domestic locations and smaller rooms. Built-in water tank.

- Extracts up to 15L per day


[HIRE ME](#)

SMALL DEHUMIDIFIER

CATEGORY	DETAILS
DEHU01	Small Dehumidifier 240V



**ORDER BEFORE  
4:30PM FOR  
NEXT-DAY  
DELIVERY  
ON ALL STOCK ITEMS**



## LARGE DEHUMIDIFIER

Particularly effective for drying damp floors and walls after flood damage or leaks. Also used for site applications including after large plastering or decorating works. Supplied with water collection container.

- Extracts up to 48L per day
- Available in 110V or 240V
- Use with air moving fan or carpet drying fan for maximum performance.


[HIRE ME](#)

DRI-EAZ BD1000

CATEGORY	DETAILS
DEHU03	Large Dehumidifier 48L/day 110/240V



## AIR MOVING FAN 610MM (24") 240V

Ideal for air circulation and cooling purposes in large areas. Floor mounted with wheels for easy transportation.

- Variable speed fan
- Up to 110m<sup>3</sup> per minute

[HIRE ME](#)

AIR MOVING FAN

CATEGORY	DETAILS
FAN01	Birchwood Air Moving Fan 610mm (24") 240V



## CARPET DRYING FAN

Designed to speed up the process of drying out carpets, floors and walls. Delivers a high volume of air to provide effective circulation throughout the room.

- Variable speed fan

[HIRE ME](#)

ELITE CB3000

CATEGORY	DETAILS
FAN04	Carpet Drying Fan 3000cfm 110V/16A



## DUST & FUME EXTRACTION UNIT 300MM (12")

Used for removing fumes and fine dust from workshops and sites, as well as simply providing air circulation. The 300mm unit is supplied with a 10m hose.

- Up to 60m<sup>3</sup> per minute


[HIRE ME](#)

DUST & FUME EXTRACTION UNIT

CATEGORY	DETAILS
FAN02	Elite 300mm Fume Extractor 110V/16A
FAN02	Elite 300mm Fume Extractor Ducting 10m



## AIR CLEANER UNIT DUAL VOLTAGE

Designed to effectively filter out harmful airborne particles from the work area, which are dangerous for the health.

- 650m<sup>3</sup> per hour
- Compact, only weighs 13kg
- HEPA H14 4 stage filtration

[HIRE ME](#)

SPECIFICATION

CATEGORY	DETAILS
DUST03	Air Cleaner Unit Dual Voltage





**FOR MORE PRODUCT  
INFORMATION  
EMAIL OUR TEAM AT  
HIRE@ONESITEGROUP.COM**



## DUSTBIN GAS HEATER

Gas fired and an excellent solution for heating large spaces including warehouses. These units require no power input enabling them to be set up anywhere.

- 17kw heat output
- Uses propane gas (Threaded bullnose fitting)

**HIRE ME**

BULLFINCH 1400	
CATEGORY	DETAILS
HEAT08	Bullfinch 1400 Dustbin Gas Heater Propane 60k BTU (17kW)



## PROPANE GAS HEATER

Used to quickly and effectively heat large areas, commonly used in warehouses and other large industrial spaces. 110V/240V & Diesel.

- Requires ventilation
- Gas fired with electric fan
- Variable heat output
- Uses propane gas (Threaded bullnose fitting)
- Max 37 - 73kw heat output

**HIRE ME**

PROPANE GAS HEATER	
CATEGORY	DETAILS
HEAT02	Medium - 127k BTU (37 KW) 110V/16A
HEAT03	Large - 250k BTU (73.3kW) 110V/16A



## CABINET HEATER BUTANE

Requires butane gas to operate which is cleaner burning than propane. Ideal for use where there is no power supply.

- Variable heat output
- Uses butane gas (7 or 13kg bottle)
- Max 4.2kw heat output

**HIRE ME**

CABINET HEATER BUTANE	
CATEGORY	DETAILS
HEAT10	Master Cabinet Heater 4.2kw Butane



## INDIRECT DIESEL FIRED HEATERS

Diesel Indirect heaters are highly efficient, and provide 100% clean air so can be used for heating indoors and marquees where ventilation is limited. The heater unit is placed outside and all fumes are directed up the chimney. The clean, warm air is then ducted to where it is required via flexible ducting tube. 110V/240V & Diesel.

- Supplied with 10m remote thermostatic control
- Dual Voltage 110V or 240V



**HIRE ME**

MASTER BV77, MASTER BV290DV, ARCOTHERM PHOEN 110	
CATEGORY	DETAILS
HEAT12	Master BV77E DV Indirect Oil Heater 20kW (70,000 BTU/H)
HEAT11	Master BV290DV Indirect Oil Fired Heater 276k BTU (81kW) 110V/16A & Diesel
HEAT05	Arcotherm Phoenix 110 Indirect Oil Fired Heater 245k-363k BTU (72-106kW) 110V/32A & Diesel



## INFRA-RED HEATER 2.8KW

Infra-Red heaters radiate instant heat ideal for warming direct areas where people are. They are lightweight and highly portable.

- Floor-standing
- 2 Heat settings

HIRE ME

RHINO TQ3	
CATEGORY	DETAILS
HEAT04	Rhino TQ3 Infra Red Heater 2.8kW 110V/32A
HEAT04	Rhino TQ3 Infra Red Heater 2.8kW 240V



## 3KW FAN HEATER

Heavy-duty compact units, ideal for site drying and heating applications. Uses a larger volume of warm air to gently heat larger areas.

- 3 Heat settings
- 110v requires continuously rated 3kva transformer (32A)

HIRE ME

RHINO FH3	
CATEGORY	DETAILS
HEAT07	Rhino FH3 3KW Fan Heater 110V/32A
HEAT07	Rhino FH3 3KW Fan Heater 240V/13A



## 2KW CONVECTION HEATER

Ideal for heating smaller spaces such as site cabins and single rooms. Highly portable and easy to use.

- Floor-standing
- Variable heat output

HIRE ME

CONVECTION HEATER	
CATEGORY	DETAILS
HEAT13	2kW Convection Heater 240V



## LARGE 40KW FAN HEATER 415V/63A

These powerful 3-phase electric fan heaters safely provide up to 40kW of heat output for large site and warehouse applications. Safe and easy to set up, these can be used indoors and in unventilated areas.

- Floorstanding
- Requires 63A 415v 3 phase supply

HIRE ME

MASTER RS40	
CATEGORY	DETAILS
HEAT15	Master RS40 Large 13-40kW Fan Heater 415V/63A

STUMP GRINDERS // CHIPPERS // BRUSH CUTTERS // ROTOVATORS // SCARIFIERS // AUGERS // HEDGE CUTTERS // ROLLERS

## LANDSCAPING & GARDENING

# 09



CALL 01493 808000 FOR LANDSCAPING & GARDENING





## STUMP GRINDER

A highly effective machine used to neatly and quickly remove tree stumps to below ground level. The chippings can then simply be removed and replaced with topsoil ready for seeding.

- Max depth 300mm


[HIRE ME](#)

RAYCO RG13

CATEGORY

DETAILS

LAWN03

Rayco RG13 Stump Grinder 13HP Petrol



## TRACKED CHIPPER

Only when you start to chip will you understand the capabilities of this machine. An auto anti-stress system prevents overload and clogging, while inlet rollers self-feed the chipper. The chute can rotate and be angled to direct the chip to where it is wanted.

- Handles from small branches up to 6 inch logs
- Up to 4 tons per hour throughout
- Tracked - for ease of manoeuvrability and access
- Width: 1400mm
- Only suitable for clean tree waste. No stones/metal/mud


[HIRE ME](#)

TIMBERWOLF TW150VTR

CATEGORY

DETAILS

CHIP02

Tracked Chipper 150mm (6") Diesel



## BRUSH CUTTER 2 STROKE

These brush cutters offer maximum power to weight ratio meaning they are ideal for clearing grass, weeds and undergrowth quickly and efficiently.

- Supplied with Harness and Safety Visor


[HIRE ME](#)

STIHL FS240C

CATEGORY

DETAILS

CUTT01

Stihl FS240C Brush Cutter 2 Stroke



**TO PLACE YOUR  
ORDER CALL  
OUR HIRE DESK  
01493 808000**

## NYLON HEAD

Ideal for grass and lighter weed growth - bump feed head.



## BRUSHCUTTER HEAD

Ideal for heavy growth and weeds - maximum performance.



## POLYCUT HEAD

For the toughest jobs including brambles and tough weeds.





ROTOVATOR 8HP PETROL

Efficiently turns over and loosens soil in order to prepare it for final levelling and seeding. These machines are heavy-duty and self-propelled for ease of use. Adjustable height handle.

- Forward/Reverse gears
- Adjustable height handle
- Variable throttle speed control



HIRE ME

BCS 710	
CATEGORY	DETAILS
LAWN02	BCS 710 Rotovator 8HP Petrol



TURF CUTTER PETROL

Enables turf to be cut easily for removal or relocation. Neatly cuts the turf to the required depth ready to be rolled.

- Cutting Width: 12"
- Cutting Depth: 1 - 3.5cm



HIRE ME

CAMON TC07	
CATEGORY	DETAILS
LAWN04	Camon TC07 Turf Cutter Petrol



LAWN SCARIFIER PETROL

Used to remove 'thatch' or moss build-up in lawns.

- Working width: 52cm (20")



HIRE ME

CAMON LS52	
CATEGORY	DETAILS
LAWN01	Camon LS52 Lawn Scarifier Petrol



EARTH AUGER SINGLE PERSON PETROL

Used to produce neat holes in earth for fence posts or similar tasks. Available with a range of auger sizes and extensions.

- Max depth: 700mm (without extension bar)



HIRE ME

STIHL BT131	
CATEGORY	DETAILS
AUGE02	Stihl BT131 One Man Auger 2 Stroke

STIHL BT131 ACCESSORIES	
STOCK CODE	DETAILS
AUGBT131150	Auger for Stihl BT131 150mm (6")
AUGBT131200	Auger for Stihl BT131 200mm (8")
AUGBT131300	Auger for Stihl BT131 300mm (12")
AUGBT131EXT	Stihl BT131 Auger Extension Bar 450mm
AUGBT131EXT25	Stihl BT131 Auger Extension Bar 250mm



HEDGE CUTTER LONG REACH 2 STROKE

Used for cutting hedges and can reach high and inaccessible areas. The head is fully adjustable through 135 degrees to get the desired cutting angle.



HIRE ME

STIHL HL 94 C-E	
CATEGORY	DETAILS
CUTT03	Stihl HL 94 C-E Long Reach Hedge Trimmer 2 Stroke



GARDEN ROLLERS

An easy means of lightly compacting soil and finishing lawns. The drum is filled with water to achieve the required weight. Can then be emptied for ease of transport.



HIRE ME

GARDEN ROLLER	
CATEGORY	DETAILS
LAWN05	Garden Roller Manual





# WHY HIRE FROM ONESITE?



## SERVICE

Market-leading support from a knowledgeable team



## SPEED

Guaranteed next-day delivery



## FLEET

Up-to-date machinery that's well maintained

SKIP LOADERS // DUMPER TRUCKS //  
EXCAVATORS // ROLLERS // TELEHANDLERS //  
FUEL BOWSERS // FUEL CADDIES // FUEL  
PUMPS // MACHINE ACCESSORIES

# PLANT HIRE

# 10



CALL 01493 808000 FOR PLANT HIRE

PLANT HIRE





500KG TRACKED SKIP  
LOADER DIESEL

Very compact, walk-behind machines which are designed to fit through narrow passages and low entrances. Although small, their high lift discharge enables them to fill standard skips. Ideal for use with a Micro 1-tonne Excavator.



HIRE ME

JCB HTD-5	
CATEGORY	DETAILS
DUMP05	500kg Tracked Skip Loader Diesel

SPECIFICATION	
CODE	DUMP05
Load Capacity kg	500
Width m	0.69
Height (ROSPS FOLDED) m	1.1
Length m	1.7
Weight kg	515
Fuel Capacity L	4
Load Height m	0.8
Max Tip Height m	1.45
Max Speed mph	2.5



1 TONNE SKIP LOADING  
DUMPER DIESEL

An unbeatable combination of benefits including excellent compactness and manoeuvrability. Can load high-sided vehicles and skips with ease, as able to discharge at a height of 1.6m. Ideal for any smaller site, most commonly used with a 1.7-tonne Excavator.



HIRE ME

MECALAC TA1EH, THWAITES MACH201	
CATEGORY	DETAILS
DUMP10	1 Tonne Skip Loading Dumper Diesel

SPECIFICATION	MECALAC TA1EH	THWAITES MACH201
CODE	DUMP10	DUMP10
Load Capacity kg	1000	1000
Width m	1.1	1.12
Height (ROSPS FOLDED) m	1.76	1.77
Length m	3.01	3.03
Weight kg	1375	1295
Fuel Capacity L	35	21
Load Height m	1.24	1.26
Max Tip Height m	1.6	1.57
Max Speed mph	7.5	7.5





3 TONNE DUMPER DIESEL

Ideal for middle-size sites, offering fast forward speeds and more stability than a 1 Ton machine. Also available in a swivel tip, offering greater flexibility and better operator visibility. Most often used with a 3-5 Ton Excavator.



HIRE ME

MECALAC TA3SH, THWAITES 2073, MECALAC TA3H, THWAITES 2081	
CATEGORY	DETAILS
DUMP30	3 Ton Swivel Tip Dumper Diesel
DUMP30	3 Ton Straight Tip Dumper Diesel

SPECIFICATION SWIVEL DUMPER	MECALAC TA3SH	THWAITES 2073
CODE	DUMP30	DUMP30
Load Capacity kg	3000	3000
Width m	1.84	1.65
Height (ROSPS FOLDED) m	2.0	1.98
Length m	3.94	3.78
Weight kg	2400	2190
Fuel Capacity l	37	25
Load Height m	1.49	1.56
Max Tip Height m	0.81	0.74
Max Speed mph	10	10

SPECIFICATION STRAIGHT DUMPER	MECALAC TA3H	THWAITES 2081
CODE	DUMP30	DUMP30
Load Capacity kg	3000	3000
Width m	1.84	1.65
Height (ROSPS FOLDED) m	2.0	1.98
Length m	3.75	3.78
Weight kg	2225	2080
Fuel Capacity L	37	25
Load Height m	1.49	1.56
Max Tip Height m	0.4	0.32
Max Speed mph	10	10

6 TONNE DUMPER DIESEL

6 tonne dumpers are suitable for larger sites where large quantities need to be moved longer distances. Also available with front cameras or radar systems for optimum safety around the site.



HIRE ME

MECALAC TA6SH, MECALAC TA6H	
CATEGORY	DETAILS
DUMP60	6 Ton Swivel Tip Dumper Diesel
DUMP60	6 Ton Straight Tip Dumper Diesel

SPECIFICATION	SWIVEL MECALAC TA6SH	STRAIGHT MECALAC TA6H
CODE	DUMP60	DUMP60
Load Capacity kg	6000	6000
Width m	2.21	2.3
Length m	4.65	4.39
Weight kg	4360	4120
Fuel Capacity L	65	65
Max Tip Height m	1.13	0.43
Max Speed mph	15	15

9 TONNE DUMPER DIESEL

9 tonne dumpers are suitable for larger sites where large quantities need to be moved longer distances. Also available with front cameras or radar systems for optimum safety around the site.



HIRE ME

THWAITES MACH2090	
CATEGORY	DETAILS
DUMP90	9 Tonne Straight Tip Dumper Diesel

SPECIFICATION	
CODE	DUMP90
Load Capacity kg	9000
Width m	2.44
Height (ROSPS FOLDED) m	2.44
Length m	4.67
Weight kg	4870
Fuel Capacity L	72
Load Height m	1.98
Max Tip Height m	0.43
Max Speed mph	15





**1 TONNE MICRO EXCAVATOR DIESEL**

Ultra compact built to go through a standard doorway, with a folding ROPS and Retractable tracks.

- Pilot Hydraulic controls for ease of use
- Hydraulic adjustable track width
- Zero tailswing
- 2 speed tracking
- Dozer blade
- Folding ROPS cover
- Quick Hitch as standard
- Toothless buckets available - please specify when ordering



HIRE ME

BOBCAT E10	
CATEGORY	DETAILS
EXC10	1 Tonne Micro Excavator Diesel

SPECIFICATION	
CODE	EXC10
Width mm	710/1100
Height m	1.46
Length m	2.79
Weight kg	1176
Fuel Capacity L	16
Digging Force (Dipper) KN	5.5
Digging Force (Bucket) KN	8.2
Reach (From Centre) m	3.09
Dig Depth m	1.82



**1.7 TONNE MINI EXCAVATOR DIESEL**

Offering a great combination of compactness and digging power, ideal for smaller landscaping and construction projects.

- Pilot Hydraulic controls for ease of use
- Hydraulic adjustable track width
- Zero tailswing
- 2 speed tracking
- Dozer blade with extensions
- Fixed ROPS Cover
- Quick Hitch as standard
- Toothless buckets available - please specify when ordering.



HIRE ME

KUBOTA U17-3	
CATEGORY	DETAILS
EXC17	1.7 Tonne Excavator Diesel

SPECIFICATION	
CODE	EXC17
Width mm	990/1240
Height m	2.40
Length m	3.54
Weight kg	1650
Fuel Capacity L	19
Digging Force (Dipper) KN	8.5
Digging Force (Bucket) KN	15.2
Reach (From Centre) m	3.84
Dig Depth m	2.31







## 3 TONNE EXCAVATOR DIESEL

Medium size Excavator, offering greater reach and digging power making it suitable for larger projects, also comes with glazed cabin as standard.

- Zero tailswing options available
- Fully heated and spacious cabin
- 2 speed tracking
- Dozer blade
- Suitable for lifting duties using chains/slugs
- Quick Hitch as standard
- Toothless buckets available - please specify when ordering



HIRE ME

KUBOTA U27-4, KUBOTA KX027-4

CATEGORY	DETAILS
EXC30	3 Tonne Excavator Diesel

SPECIFICATION	KUBOTA U27-4	KUBOTA KX027-4
CODE	EXC30	EXC30
Width mm	1400	1400
Height m	2.48	2.48
Length m	4.19	4.37
Weight kg	2590	2590
Fuel Capacity L	33	48
Digging Force (Dipper) KN	12.3	12.9
Digging Force (Bucket) KN	21.0	22.1
Reach (From Centre) m	4.74	4.72
Dig Depth m	2.82	2.74



FOR MORE INFORMATION EMAIL  
HIRE@ONESITEGROUP.COM



## 5 TONNE EXCAVATOR DIESEL

5 tonne excavators offering unrivalled performance and digging capabilities suitable for larger sites and projects. Comes with Air Con and Hydraulic hitch as standard.

- Zero tailswing
- Spacious cabin with heating and air-conditioning
- 4 Axillary hydraulic lines as standard
- 2 speed tracking
- Dozer blade
- Suitable for lifting duties using chains/slugs
- Hydraulic Quick Hitch as standard
- Toothless buckets available - please specify when ordering



HIRE ME

KUBOTA U48-4

CATEGORY	DETAILS
EXC50	5 Tonne Excavator Diesel

SPECIFICATION	EXC50
CODE	EXC50
Width mm	1960
Height m	2.61
Length m	5.35
Weight kg	4775
Fuel Capacity L	66
Digging Force (Dipper) KN	22.6
Digging Force (Bucket) KN	32.8
Reach (From Centre) m	5.85
Dig Depth m	3.37



## 8 TONNE EXCAVATOR DIESEL

8 tonne excavators offering unrivalled performance and digging capabilities suitable for larger sites and projects. Comes with Air Con and Hydraulic hitch as standard.

- Zero tailswing
- Spacious cabin with heating and air-conditioning
- 4 Axillary hydraulic lines as standard
- 2 speed tracking
- Dozer blade
- Suitable for lifting duties using chains/slugs
- Hydraulic Quick Hitch as standard
- Toothless buckets available - please specify when ordering



HIRE ME

KUBOTA KX080

CATEGORY	DETAILS
EXC80	8 Tonne Excavator Diesel

SPECIFICATION	EXC80
CODE	EXC80
Width mm	2200
Height m	2.60
Length m	6.45
Weight kg	8195
Fuel Capacity L	115
Digging Force (Dipper) KN	38.1
Digging Force (Bucket) KN	65.2
Reach (From Centre) m	7.17
Dig Depth m	4.6





HYDRAULIC BREAKER ATTACHMENT

High power hydraulic pecker attachments used for fast and effective breaking of larger concrete slabs and structures.



HIRE ME

ARROWHEAD R40, ARROWHEAD R45, ARROWHEAD R55, ARROWHEAD R70

CATEGORY	DETAILS
PECK008	Arrowhead R40 Pecker to Suit 1 - 1.7T Excavator
PECK010	Arrowhead R45 Pecker to Suit 1.7 - 3T Excavator
PECK030	Arrowhead R55 Pecker to Suit 3 - 5T Excavators
PECK050	Arrowhead R70 Pecker to Suit 5 - 8T Excavators



HYDRAULIC AUGER ATTACHMENT

Enables fast drilling of all soil types including crushed aggregates.



HIRE ME

AUGER TORQUE X1500, AUGER TORQUE X3500, AUGER TORQUE S4

CATEGORY	DETAILS
EXCAUG01	Auger Torque X1500 Auger for 1T - 3T Excavators
EXCAUG02	Auger Torque X3500 Auger for 5T - 8T Excavators
HAEXCAUG	Auger Flight 100mm (4")
HAEXCAUG	Auger Flight 225mm (9")
HAEXCAUG	Auger Flight 300mm (12")
HAEXCAUG	Auger Flight 400mm (16")

EXCAVATOR FLAIL MOWER ATTACHMENT

For fast, effective mowing of overgrowth, hedges and grass.

HIRE ME

JB C4

CATEGORY	DETAILS
EXFLA01	Flail attachment 100cm to Suit 5 ton Excavator



ROTATING SELECTOR GRAB


Perfect for sorting and loading of materials and also demolition work. Continuous 360° rotation.



HIRE ME

JB SGR2

CATEGORY	DETAILS
EXGRAB01	Rotating Selector Grab to suit 5 Ton Excavator



EXCAVATOR RIPPER TOOTH 1.7 - 5 TONNE

Perfect for root removal and breaking exceptionally tough ground.



HIRE ME

EXCAVATOR RIPPER TOOTH

CATEGORY	DETAILS
EXT001	Excavator Ripper Tooth 1.7 - 5 Tonne



PLANT TRAILER

Easily transport you plant from one site to another using our rugged and stable plant trailers.



HIRE ME

IFOR WILLIAMS GX84

CATEGORY	DETAILS
TRAIL01	Ifor Williams GX84 Plant Trailer Twin Axle



RIDDLE BUCKET

55mm gap between tines.

HIRE ME

RIDDLE BUCKET

CATEGORY	DETAILS
BUU48	900mm Riddle bucket to fit 5 Ton Excavator



## SINGLE DRUM PEDESTRIAN ROLLER 710MM DIESEL

Ideal for road repairs and other middle size areas which require compacting. Very manoeuvrable with great compaction force.


[HIRE ME](#)

### MECALAC MBR71

CATEGORY	DETAILS
ROLL07	Single Drum Roller 710mm Diesel

### SPECIFICATION

CODE	ROLL07
Width mm	810
Height m	1.3
Length m	2.18
Weight kg	510
Fuel Capacity L	5
Water Capacity L	27
Frequency Hz	65
Centrifugal Force kN	15

## HYDRAULIC BREAKER

Your portable hydraulic breaker without the need for an additional power unit. Easily attaches onto the MBR71 to carry out all your site breaking requirements.

### MECALAC MBR71 HYDRAULIC BREAKER

CATEGORY	DETAILS
ROLL07	Hydraulic Breaker to Suit

## TRAILER FOR SINGLE DRUM ROLLER

Quickly and easily move your roller from site to site, has a pin hitch and built in towing electrics

### MECALAC MBR71 TRAILER

CATEGORY	DETAILS
ROLL07	Trailer for Single drum roller



# LOOKING TO HIRE A ROAD SAW?

[GO TO PAGE 57 >](#)


## TANDEM RIDE ON ROLLER 800MM DIESEL

These twin drum ride-on machines offer compact dimensions meaning excellent visibility and manoeuvrability, without compromising performance.

- Infinitely variable forward/reverse operation
- User friendly controls
- Water sprinkler fitted as standard
- Excellent compaction rates for larger groundworks and roadway projects


[HIRE ME](#)

### HAMM HD8VV

CATEGORY	DETAILS
ROLL08	Tandem Ride on Roller 800mm Diesel

### SPECIFICATION

CODE	ROLL07
Width mm	880
Height m	1.58
Length m	2.29
Weight kg	1580
Fuel Capacity L	33
Water Capacity L	70
Frequency Hz	65
Centrifugal Force kN	25



## TANDEM RIDE ON ROLLER 1200MM DIESEL

Ideal for road projects and other large areas which require compacting. Very manoeuvrable with great compaction force.

- Infinitely variable forward/reverse operation
- User friendly controls
- Water sprinkler fitted as standard
- Excellent compaction rates for larger groundworks and roadway projects


[HIRE ME](#)

### HAMM HD12V

CATEGORY	DETAILS
ROLL12	Tandem Ride on Roller 1200mm Diesel

### SPECIFICATION

CODE	ROLL07
Width mm	1310
Height m	1.75
Length m	2.53
Weight kg	2695
Fuel Capacity L	42
Water Capacity L	180
Frequency Hz	65
Centrifugal Force kN	38



## 4M TELEHANDLER

Compact and manoeuvrable, these 4m telehandlers are perfect for small site work and landscaping, 4x4 transmission and hydraulic quick hitch as standard.


[HIRE ME](#)

AUSA T144	
CATEGORY	DETAILS
TELE04	Telehandler 4m Diesel

SPECIFICATION	
CODE	TELE04
Width m	1.41
Height m	2.00
Length m	3.69
Weight kg	2527
Fuel Capacity L	55
Lift Capacity (Close) kg	1350
Lift Capacity (Full Reach) kg	580
Lift Height m	4



## 6M TELEHANDLER

Offering heavy-duty lifting capacities in a very compact package, 4 wheel steer for increased manoeuvrability, 4x4 transmission and hydraulic quick hitch as standard.


[HIRE ME](#)

MANITOU MT625H	
CATEGORY	DETAILS
TELE06	Telehandler 6m Diesel

SPECIFICATION	
CODE	TELE04
Width m	1.81
Height m	1.92
Length m	5.09
Weight kg	4710
Fuel Capacity L	63
Lift Capacity (Close) kg	2500
Lift Capacity (Full Reach) kg	800
Lift Height m	5.85



## TELEHANDLER BUCKETS

We also stock buckets to fit our range of telehandlers, please call to discuss your requirements.

[HIRE ME](#)

MANITOU MT625H	
CATEGORY	DETAILS
TELE04	Telehandler Buckets



## FORKLIFT TIPPING SKIP

Excellent for general site logistics including waste removal and movement of materials. Only compatible with telescopic handlers.


[HIRE ME](#)

CONQUIP FA800AC-1200	
CATEGORY	DETAILS
FORKAT01	Forklift Tipping Skip 1200L Autolock



## FORKLIFT HOOK ATTACHMENT

Simple and effective way of transforming a forklift into a safe lifting point. Max weight 2 tonne

[HIRE ME](#)

FORKLIFT HOOK ATTACHMENT 2 TONNE	
CATEGORY	DETAILS
FORKAT02	Forklift Hook Attachment 2 Tonne



## FUEL JERRY CAN 20L


[HIRE ME](#)

FUEL JERRY CAN 20L	
CATEGORY	DETAILS
FUEL05	Fuel Jerry Can 20L



## FUEL TRANSFER PUMP 12V

Portable fuel transfer pump with automatic nozzle 12V.


[HIRE ME](#)

FUEL TRANSFER PUMP 12V	
CATEGORY	DETAILS
PUMP07	Fuel Transfer Pump 12V



**TO PLACE YOUR  
ORDER CALL  
TODAY ON  
01493 808000**





## FUEL CUBE 910L

Static banded fuel bowser fitted with 12V pump as standard.


[HIRE ME](#)

WESTERN GLOBAL ABBI 950L

CATEGORY	DETAILS
FUEL03	Fuel Cube 910L

### SPECIFICATION

CODE	TELE04
Width mm	1153
Height mm	1318
Length mm	1153
Weight kg	509
Fuel Capacity L	910

## FUEL CADDY 105L MANUAL

This banded caddy is easily portable around site. Fitted with manual pump.


[HIRE ME](#)

WESTERN GLOBAL FUEL CADDY 105L

CATEGORY	DETAILS
FUEL02	Fuel Caddy 105L Manual

### SPECIFICATION

CODE	TELE04
Width mm	600
Height mm	1025
Length mm	680
Weight kg	66
Fuel Capacity L	105



## FUEL BOWSER HIGHWAY TOW 950L

Road legal towable banded bowser with 12V pump as standard/fitted with pin hitch.


[HIRE ME](#)

WESTERN GLOBAL ABBI 950L

CATEGORY	DETAILS
FUEL03	Fuel Bowser Highway Tow 950L

### SPECIFICATION

CODE	TELE04
Width mm	1600
Height mm	1700
Length mm	3390
Weight kg	660
Fuel Capacity L	950



## WATER BOWSER SITE TOW 2000 LITRE

Pin hitch, not suitable for highway use.


[HIRE ME](#)

ENDURAMAXX

CATEGORY	DETAILS
BOWDS200	Water Bowser Site Tow 2000 Litre

### SPECIFICATION

CODE	BOWDS200
Width mm	2200
Height mm	1625
Length mm	4250
Weight kg	484
Water Capacity L	2000



## WATER BOWSER HIGHWAY TOW 2000 LITRE

Twin axle for greater towing stability, fitted with pin hitch.


[HIRE ME](#)

WESTERN GLOBAL

CATEGORY	DETAILS
BOWDS200	Water Bowser Highway Tow 2000 Litre

### SPECIFICATION

CODE	BOWDS200
Width mm	1800
Height mm	1475
Length mm	3800
Weight kg	524
Water Capacity L	2000



## BOWSER MOUNTED 1" PETROL PUMP

Most commonly used for dust suppression. Fits road tow bowser. 55lpm.

HIRE ME

### WESTERN GLOBAL MOUNTED 1" PETROL PUMP

CATEGORY	DETAILS
BOWDS200	Bowser mounted 1" Petrol Pump



## BOWSER MOUNTED PRESSURE WASHER

15LPM 200Bar Diesel Professional pressure washer. Fits road tow bowser.

HIRE ME

### WESTERN GLOBAL MOUNTED PRESSURE WASHER

CATEGORY	DETAILS
BOWDS200	Bowser Mounted 1" Petrol Pump



## BOWSER MOUNTED CLEAN WATER PUMP 110V/16A

110v, auto pressure cut off ideal for supplying site cabins etc. 22mm speed fit outlet. Fits road tow bowser.

HIRE ME

### WESTERN GLOBAL MOUNTED CLEAN WATER PUMP

CATEGORY	DETAILS
BOWDS200	Bowser Mounted Clean Water Pump 110V/16A



CALL US TODAY ON  
01493 808000  
TO PLACE YOUR ORDER  
OR TO DISCUSS  
YOUR PROJECT  
REQUIREMENTS

TRANSFORMERS // EXTENSION LEADS  
// LIGHTING // GENERATORS

# SITE ELECTRICS



CALL 01493 808000 FOR SITE ELECTRICS



1.



2.



3.



## TRANSFORMER

Converts 240V supply to 110V

- Available with multiple outlets of 16/32a depending on application

**HIRE ME**

TRANSFORMER	
CATEGORY	DETAILS
1. TRAN01	13kVA Outputs:2x110V/16A Input:240V/13A
2. TRAN02	3.3kVA Outputs:1x110V/32A, 1x110V/16A Input:240V/13A
3. TRAN03	5kVA Outputs:1x110V/32A, 2x110V/16A Input:240V/13A



## CONTINUOUSLY RATED TRANSFORMER

Designed for 100% duty circle, for heaters and other high-current applications. Converts 240V to 110V.

- 1x 32A and 1x 16A outputs

**HIRE ME**

CONTINUOUSLY RATED TRANSFORMER	
CATEGORY	DETAILS
TRAN05	3kVA Outputs:1x110V/32A, 1x110V/16A Input:240V/13A



## 10KVA SITE TRANSFORMER

Converts 240V single phase mains to multiple 110V outlets for site use.

- 2x 32A and 4x 16A outputs
- Hard wired input
- Minimum 1 week hire

**HIRE ME**

SITE TRANSFORMER	
CATEGORY	DETAILS
TRAN04	Site Transformer 10kVA Single Phase



## STEP UP TRANSFORMER 3.3KVA OUTPUTS:2X240V/16A 110V/16A

Converts 110V 16A supply to 240V.

- 2x 16A 240v outputs

**HIRE ME**

STEP UP TRANSFORMER	
CATEGORY	DETAILS
TRAN06	Defender Step Up Transformer 3.3kVA Outputs:2x240V/16A Input:110V/16A



## 240V DOMESTIC LEADS

With 3 pin plug fittings to fit a standard UK socket.

- 13A fused

**HIRE ME**

DOMESTIC LEADS	
CATEGORY	DETAILS
LEAD10	Trailing 10m 240V/13A
LEAD05	Reel 25m 2x240V/13A
LEAD06	Reel 50m 4x240V/13A



## 110V EXTENSION LEADS

Reliable and safe way to get electricity from the transformer to where it is needed. Available in a variety of lengths.

- Available in 16 or 32A.

**HIRE ME**

EXTENSION LEADS	
CATEGORY	DETAILS
LEAD01	Trailing 14m 110V/16A
LEAD02	Trailing 14m 110V/32A
LEAD03	Reel 25m 2x110V/16A
LEAD04	Reel 50m 2x110V/16A



## 240V INDUSTRIAL LEADS

With industrial blue 240v plug fittings.

- Available in 16 or 32A

**HIRE ME**

INDUSTRIAL LEADS	
CATEGORY	DETAILS
LEAD12	14m 240V/16A
LEAD13	14m 240V/32A



## 240V FLY LEAD CONVERTER

Converts 16A 240v industrial fitting to standard UK 3 pin fitting. Commonly used with generators.

[HIRE ME](#)

FLY LEAD CONVERTER	
STOCK NUMBER	DETAILS
FLYLEADSINGLE	16A Blue to 13A Domestic - Single Output
FLYLEADDOUBLE	16A Blue to 13A Domestic - 2x Output
FLYLEAD4GANG	16A Blue to 13A Domestic - 4x Output



## EXTENSION LEAD 3 PHASE 415V

Heavy-duty armoured 3 phase leads.

[HIRE ME](#)

EXTENSION LEAD	
CATEGORY	DETAILS
LEAD11	Extension Lead 14m 415V/32A 5 Pin
LEAD11	Extension Lead 14m 415V/63A 5 Pin



**FOR MORE PRODUCT INFORMATION  
EMAIL OUR TEAM AT  
HIRE@ONESITEGROUP.COM**



## JUNCTION BOX

Enables one outlet to be split and distributed to multiple outlets.

[HIRE ME](#)

JUNCTION BOX	
CATEGORY	DETAILS
LEAD07	Junction Box 4x110V/16A
LEAD08	Junction Box 4x110V/32A



## MCB SPLITTER

Has MCB circuit breakers for added safety, commonly used with generators.

[HIRE ME](#)

MCB SPLITTER	
CATEGORY	DETAILS
LEAD16	DC Splitter 240V/32A to 2 x 240V/16A with 16A MCB's



## DISTRIBUTION BOX

Splits a 3 phase input into 3x 240v 32A outputs.

- 415V / 32A 3 Phase Input

[HIRE ME](#)

DISTRIBUTION BOX	
CATEGORY	DETAILS
DIST001	Distribution Box, Output 3x240V/32A, Input 400V/32A



## UPLIGHTER WOBBLE BASE

Excellent low-energy general lighting solution for site. Up to 46 lights can be linked together from a single 16A supply, using the link sockets. They have 'self-righting' bases meaning if they get knocked they will self-upright. The light can also be removed from the base and suspended or mounted where required.

- Linkable (1x 16A outlet)

[HIRE ME](#)

UPLIGHTER WOBBLE BASE	
CATEGORY	DETAILS
LIGHT02	Uplighter Wobble Base LED 110V/16A



## FESTOON LIGHT LED

Festoon Kits provide medium lighting levels ideal for general site illumination including walkways. Single piece LED light modules for durability, no bulbs to break.

- 22m length (10 bulb)

[HIRE ME](#)

FESTOON LIGHT LED	
CATEGORY	DETAILS
LIGHT05	Defender LED Festoon Lighting Kit 22m 110V/16A



## FLOOD LIGHT DOUBLE HEAD LED

Provides a intense light which can be adjusted to where the light is required. Tripod mounted, height up to 2.4m. Suitable for larger rooms and outdoor work.

- 40W LED heads

[HIRE ME](#)

FLOOD LIGHT DOUBLE HEAD LED	
CATEGORY	DETAILS
LIGHT04	Defender DF1200 LED Flood Light Double Head 110V/16A



## PLASTERERS LIGHT LED

These tough and durable lights are tripod mounted, and the heads can be angled to get the light where it is needed. Provides a good general light for indoor works.

- Linkable (2x 16A outlets)

[HIRE ME](#)

PLASTERERS LIGHT LED	
CATEGORY	DETAILS
LIGHT08	Defender 600mm LED Plasterers Light Linkable 110V/16A





## LIGHTING TOWER

Extends to 9m height with 4x 320w LED heads to provide excellent general lighting to large areas.

- Wind resistance 110kmh (68mph)
- Two towers can be run off one engine for efficiency
- Up to 143 hours run time

**HIRE ME**

LIGHTING TOWER	
CATEGORY	DETAILS
LIGHT07	Generac V20 9m LED Lighting Tower Diesel



**ORDER BEFORE 4:30PM FOR NEXT-DAY DELIVERY ON ALL STOCK ITEMS**



## GENERATOR 2.6KVA INVERTED PETROL

These mini generators are very light and portable, also fully silenced for noise sensitive areas.

**HIRE ME**

INVERTED PETROL GENERATOR	
CATEGORY	DETAILS
GENE02S	Honda EU20i Inverter Generator 2.6kVA Super Silent Petrol
SPECIFICATIONS	
OUTLETS	DETAILS
240v 13a	2



## GENERATOR 3KVA PETROL

Very durable and rugged generator, ideal for general use around sites. Easily lifted by 2 people.

- Petrol powered

**HIRE ME**

PETROL GENERATOR	
CATEGORY	DETAILS
GENE03	Belle G3401S Generator 3.4kVA Petrol
SPECIFICATIONS	
OUTLETS	DETAILS
240v 16a	1
110v 16a	1
110v 32a	1



## GENERATOR 5KVA PETROL

Suitable for larger jobs around site, wheeled unit for portability.

- Petrol powered

**HIRE ME**

PETROL GENERATOR	
CATEGORY	DETAILS
GENE05	Belle G5001WS Generator 5kVA Petrol
SPECIFICATIONS	
OUTLETS	DETAILS
240v 16a	1
110v 16a	2
110v 32a	1

1.



2.



## GENERATOR 6KVA/10KVA DIESEL

Heavy-duty generator, diesel powered offering maximum durability and performance. Quieter running and more efficient than petrol alternatives.

- Diesel powered
- Key ignition electric start
- Wheeled unit for portability

**HIRE ME**

DIESEL GENERATOR	
CATEGORY	DETAILS
1. GENE06	MHM MG 6000 SSY Generator 6kVA Diesel
2. GENE10	MHM MG 10000 SSKH-5 Generator 10kVA Diesel

### 6KVA SPECIFICATIONS

OUTLETS	DETAILS
240v 16a	1
240v 32a	1
110v 16a	2
110v 32a	1

### 10KVA SPECIFICATIONS

OUTLETS	DETAILS
240v 16a	2
240v 32a	1
110v 16a	1
110v 32a	2

STATIC DIESEL GENERATOR

These robust, reliable units are silenced and have a range of outlets to suit all requirements. Larger generators available on request.

- Diesel powered
- Hard wire facility
- Can be used with external fuel supply tank
- Fully bounded to prevent any spillages/contamination
- Digitally controlled
- Also available with Road Tow Trailer
- Minimum 1-week hire

HIRE ME

STATIC DIESEL GENERATOR	
CATEGORY	DETAILS
GENE25	MHM GE 25 SSY-MV Generator 25kVA Road Towable Diesel
GENE33	MHM MGTP 33 SSF Generator 33kVA Road Towable Diesel
GENE45	MHM MGTP 45 SSF Generator 45kVA Diesel

25KVA SPECIFICATIONS	
OUTLETS	DETAILS
240v 16a	2
240v 32a	2
110v 16a	1
110v 32a	3
415v 32a	1

33KVA SPECIFICATIONS	
OUTLETS	DETAILS
240v 16a	2
240v 32a	3
415v 32a	1
415v 63a	1

45KVA SPECIFICATIONS	
OUTLETS	DETAILS
240v 16a	2
240v 32a	4
415v 32a	1
415v 63a	1



CABLE PROTECTOR RAMP

Used to protect cables across roadways and pedestrian paths. Also acts as a traffic calming hump to reduce traffic speed.

• Minimum 1-week hire	HIRE ME
CABLE PROTECTOR RAMP	
CATEGORY	DETAILS
RAMP01	Cable Protector Ramp 900mm



CALL TO ORDER NOW  
01493 808000

PROPS // SIGNAGE // BARRIERS // FENCING // ROAD PLATES // CONVEYORS // PUMPS // COMPACTORS // GAS BOTTLE STORAGE // GAS TORCHES // SITE AMENITIES // CAT DETECTORS // LEVELS // RODS // METERS // THREADERS

SITE EQUIPMENT & GROUNDWORKS

12



CALL 01493 808000 FOR SITE EQUIPMENT & GROUNDWORKS





## ACROW PROPS

Heavy-duty fully adjustable supports for propping ceilings, walls and floors during structural works.

- Safe working load 1.7 tonnes



HIRE ME

### ACROW PROPS

CATEGORY	STOCK CODE	DETAILS
PROP01	PROP0	Adjustable Prop Size 0 (1.04-1.83m - White)
PROP01	PROP1	Adjustable Prop Size 1 (1.75-3.12m - Red)
PROP01	PROP2	Adjustable Prop Size 2 (1.98-3.35m - Yellow)
PROP01	PROP3	Adjustable Prop Size 3 (2.59-3.96m - Green)
PROP01	PROP4	Adjustable Prop Size 4 (3.20-4.87m - Blue)

## ACROW PROP COUPLERS

Used to join multiple acrow props together for added stability in larger configurations.



HIRE ME


### ACROW PROPS

CATEGORY	STOCK CODE	DETAILS
PROP01	PROPCOUPLE	Double Coupler for Props
PROP01	PROPSOUPLE	Swivel Coupler for Props



## LOOKING FOR SCAFFOLD BOARDS?

GO TO PAGE 15 >



## STRONGBOYS

Load-bearing shores designed to securely fit on the top of adjustable props. They can be inserted into wall mortar joints when knocking out in order to install lintels or steel.

- Standard: supports a 9" (225mm) wall max
- XL: Length 285mm (can be used to support a 12" (300mm) wall)
- Safe working load capacity: 340kg



HIRE ME

### STRONGBOYS

CATEGORY	STOCK CODE	DETAILS
PROP03	SBOY	Strongboy
PROP03	SBOYXL	Strongboy XL



## ADJUSTABLE PROP U HEAD BRACKET

Securely fits into the top of any adjustable prop, and provides a secure support for timber beams or steel needles.

- Max 100mm width



HIRE ME

### ADJUSTABLE PROP U HEAD BRACKET

CATEGORY	STOCK CODE	DETAILS
PROP04	UHEAD100	Adjustable Prop U Head 100mm (4")



## STEEL NEEDLES

Used to bridge between 2 adjustable props either side of the wall being removed. More stable and can support larger spans than a Strongboy.

- Must be used in conjunction with U head bracket



HIRE ME

### NEEDLES

CATEGORY	STOCK CODE	DETAILS
HA	NEEDLE1M	Steel Needle Box Section 80 x 80 x 6mm 1m Long
HA	NEEDLE1.2M	Steel Needle Box Section 100 x 100 x 5mm 1.2m Long



## TRENCH PROPS

Typically used to brace trench walls and used in conjunction with shuttering or trench sheets.

- Safe working load 1.9 tonnes



HIRE ME

### TRENCH PROPS

CATEGORY	STOCK CODE	DETAILS
PROP02	TPROP1	Trench Prop Size 1 (0.47 - 0.69m)
PROP02	TPROP2	Trench Prop Size 2 (0.69 - 1.09m)



## TRENCH SHEET

Heavy-duty steel sections used to secure trench and pit walls from collapse. Sections overlay and link together.

- Thickness: 3.5mm steel
- Width: 330mm



HIRE ME

### TRENCH SHEET

CATEGORY	DETAILS
TREN01	Trench Sheet 350mm x 2m
TREN02	Trench Sheet 350mm x 2.5m
TREN03	Trench Sheet 350mm x 3m
TREN04	Trench Sheet 350mm x 3.5m



ROAD WORK SIGNS

Road work signs are available to provide a range of instructions to both traffic and pedestrians.

- Supplied with stand
- Hi-visibility and reflective to meet highway standards



ROAD WORK SIGNS		
CATEGORY	STOCK CODE	DETAILS
TRAFF03	SIGNARR	Road Sign - Traffic Flow Arrow
TRAFF03	SIGNFOO1	Road Sign - Use Other Footpath
TRAFF03	SIGNFOO2	Road Sign - Footpath Closed
TRAFF03	SIGNKLRR	Road Sign - Keep Left/ Right (Reversible)
TRAFF03	SIGNLEFT	Road Sign - Keep Left
TRAFF03	SIGNMAW	Road Sign - Men at Work
TRAFF03	SIGNMAWAL	Road Sign - Men at Work with Arrow Left
TRAFF03	SIGNMAWAR	Road Sign - Men at Work with Arrow Right
TRAFF03	SIGNNAR	Road Sign - Road Narrows
TRAFF03	SIGNNARL	Road Sign - Road Narrows Left
TRAFF03	SIGNNARR	Road Sign - Road Narrows Right
TRAFF03	SIGNNOEN	Road Sign - No Entry
TRAFF03	SIGNRIGH	Road Sign - Keep Right
TRAFF03	SIGNSLO	Road Sign - Slow
TRAFF03	SIGNSTGO	Road Sign - Reverse Stop/Go
TRAFF03	SIGNTRA	Road Sign - Traffic Light Ahead



ROAD CONES

Hi-vis traffic cones used for a wide range of traffic control applications.

- Stackable
- 750mm tall
- Sand weighted 'No waiting' Traffic Cone - 530mm tall



ROAD CONES		
CATEGORY	STOCK CODE	DETAILS
CONE01	CONENW	Road Cone Road Duty 750mm
CONE01	CONERD	No Waiting Traffic Cone



HI-VIS PROBARRIER

A light and durable hi-visibility fencing system which is typically used for road works. The swivel feet provide easy and compact stacking for storage and transportation.

- Dimensions: 2m long x 1m high
- Minimum 4-week hire charge



HI-VIS PROBARRIER	
CATEGORY	DETAILS
FENC01	Probarrier (Chapter 8) 2m (L) x 1m (H)



CROWD BARRIER

- Dimensions: 2.4m long x 1m high
- Durable galvanised or powder coat finish
- Minimum 4-week hire charge



CROWD BARRIER		
CATEGORY	STOCK CODE	DETAILS
FENC03	CB2.4	Crowd Barrier 2.4m x 1m Galvanised
FENC03	CBW2.4	Walkthrough Crowd Barrier 2.4m RED
FENC03	CB2.4RED	Crowd Barrier 2.4m x 1m RED
FENC03	CB2.4WHI	Crowd Barrier 2.4m x 1m WHITE



SITE SCREEN FENCING (HOARDING)

Provides a smart barrier as well as increasing privacy and security to sites. Uses standard composite blocks and metal clips to join the fence together.

- Panels 2.1m long x 2m tall
- Minimum 4-week hire charge



SITE SCREEN FENCING		
CATEGORY	STOCK CODE	DETAILS
FENC04	23072	Site Screen Fencing 2.1m (L) x 2m (H)
FENC04	SSVEHGATE	Site Screen Fencing Vehicle Gate set (2x 2m gates)



BIG FOOT SYSTEM

Designed for use with the site screen or Temporary fencing systems to significantly increase the wind resistance. Requires additional weights on the feet.

BIG FOOT SYSTEM	
STOCK CODE	DETAILS
BFBTRAY	Big Foot Block Tray
BFSBASE	Big Foot Spigot Base
BFSTAB	Big Foot Stabiliser
SSCOUPLER	Site Screen Fencing HD Coupler





## TEMPORARY FENCING

Ideal for quickly and effectively enclosing sites. The round top anti-climb panels are heavy-duty and extremely versatile. Simply join together using couplers and a spanner.

- Minimum 4-week hire charge



HIRE ME

### TEMPORARY FENCING

CATEGORY	STOCK CODE	DETAILS
FENC02	TF35M	Temporary Fencing 3.5m
FENC02	TFC	Temporary Fencing Couplers
FENC02	TFRF	Temporary Fencing Rubber Foot



## TEMPORARY FENCING GATE SETS

Used to add access points within heras fencing. Fully lockable using a padlock.

HIRE ME

### TEMPORARY FENCING GATE SETS

CATEGORY	STOCK CODE	DETAILS
FENC02	TFDPGS	Temporary Fencing Digi Code Lock Pedestrian Gate Set
FENC02	TFPGS	Temporary Fencing Pedestrian Gate Set
FENC02	TFVGS	Temporary Fencing Vehicle Gate Set (2 x 2m gates)



## TEMPORARY FENCING STABILISERS

Used to increase stability of temporary fencing systems.

- Uses a soil pin to secure the stabiliser down on soft ground
- Uses block trays and additional weights on hard ground

HIRE ME

### TEMPORARY FENCING STABILISERS

CATEGORY	STOCK CODE	DETAILS
FENC02	TFS	Temporary Fencing Stabiliser
FENC02	TFSSP	Temporary Fencing Stabiliser Soil Pin
FENC02	TFSBT	Temporary Fencing Stabiliser Block Tray



TO PLACE YOUR ORDER CALL OUR HIRE DESK TODAY ON 01493 808000



## METAL ROAD PLATES

Ultra heavy-duty steel cover used to span excavations in roadways. Suitable for vehicles and HGVs. Includes corner holes for secure lifting and positioning.


- Weight approx 500kg
- Constructed from 20mm (3/4") steel plate
- Minimum 1-week hire charge



HIRE ME

### METAL ROAD PLATES

CATEGORY	STOCK CODE	DETAILS
PLATE01	PLATE20	Metal Road Plate 2500 x 1250 x 20mm
PLATE01	PLATE202X1	Metal Road Plate 2000 x 1000 x 20mm



## HEAVY-DUTY GROUND GUARD (80 TONNE RATED)

Used to form temporary roadways and pathways for plant and pedestrians, in order to protect the ground from damage. Lightweight and easy to install, simply bolting together using 2 or 4 way connectors.

- Dimensions: 1.2m x 2.4m
- Minimum 1-week hire charge



HIRE ME

### HEAVY-DUTY GROUND GUARD

CATEGORY	STOCK CODE	DETAILS
HDGG80	HDMAT80	Euromat Heavy-Duty Ground Mat (80 Tonne Rated) 1.2 x 2.4m
HDGG80	MAT2WC	2 Way Connector for Heavy-Duty Ground Mat
HDGG80	MAT4WC	4 Way Connector for Heavy-Duty Ground Mat
HDGG80	MATSTILL	Heavy-Duty Stillage for Ground Mats





KERB RAMP

Used for temporary pedestrian and wheelchair access onto kerbs. Hi-vis and anti-slip for added safety.

- 1200mm wide
- 985mm deep
- Minimum 1-week hire charge



HIRE ME

KERB RAMP	
CATEGORY	DETAILS
RAMP03	Kerb Ramp



TRENCH PLATE

Provides a safe cover over trenches and openings up to 700mm, for pedestrian and light vehicle use. Lightweight and easy to handle.

- Dimensions: 1.2m x 0.8m
- Max 2 ton load
- Non-slip surface
- Minimum 1-week hire charge



HIRE ME

TRENCH PLATE	
CATEGORY	DETAILS
RAMP03	Trench Plate



CABLE PROTECTOR RAMP

Used to protect cables across roadways and pedestrian paths. Also acts as a traffic calming hump to reduce traffic speed.

- Minimum 1-week hire

HIRE ME

CABLE PROTECTOR RAMP	
CATEGORY	DETAILS
RAMP01	Cable Protector Ramp 900mm



SKIP LOADING RAMP

The safe and effective way to load a skip with a wheelbarrow. Includes a recessed wheel channel and a non-slip walkway. Securely clamps onto the skip.

- Max weight 300kg



HIRE ME

SKIP LOADING RAMP	
CATEGORY	DETAILS
RAMP02	Skip Loading Ramp 3m



RUBBISH CHUTES

Quick and easy to erect onto scaffolding or structures, providing a controlled way of disposing of rubble and waste from height.

- 1 fixing frame required every 10 sections
- Easily stackable for storage and transport



HIRE ME

RUBBISH CHUTES		
CATEGORY	STOCK CODE	DETAILS
CHUTE	RCHUTE1M	Rubbish Chute Section 1m
CHUTE	RCHUTEHOP	Rubbish Chute Hopper
CHUTE	RCHUTEWINDF	Rubbish Chute Fixing Frame for Scaffold



SHIFTA 4M MINIVEYOR

Used to move aggregates and soil up, the highly portable conveyor can be used on gradients up to 50%. Can easily be joined for longer runs.

- Max 200kg load
- Up to 110 Tonnes per hour



HIRE ME

MINIVEYOR	
CATEGORY	DETAILS
MINIVEYOR	Mace Mini Conveyor





## DIAPHRAGM PUMP 50MM (2")

Ideal for use around site, self-priming and able to handle dirty water with ease.

- Handles up to 25mm solids
- Up to 130 litres per minute
- Maximum 18m head



HIRE ME

HILTA SPRITE

CATEGORY	DETAILS
PUMP05	Hilta Sprite Diaphragm Pump 50mm Petrol



## DIAPHRAGM PUMP 75MM (3")

Heavy-duty pump ideal for moving large quantities of dirty water. Self-priming.

- Handles up to 35mm solids
- Up to 250 litres per minute
- Maximum 18m head



HIRE ME

DAISHIN SMD80-HX

CATEGORY	DETAILS
PUMP01	Daishin SMD-80HX Diaphragm Pump 75mm Petrol



## CENTRIFUGAL PUMP 50MM (2")

The fastest option for pumping large quantities of clean and grey water. Not suitable for pumping solids.

- Up to 500 litres per minute
- Maximum 27m head



HIRE ME

HONDA WB20XT

CATEGORY	DETAILS
PUMP03	Honda WB20XT Centrifugal Pump 50mm Petrol



**ALL PETROL PUMPS  
COME AS STANDARD  
WITH 6 METER INLET  
AND OUTLET HOSES.  
ADDITIONAL OUTLET  
HOSES AVAILABLE  
ON REQUEST**



## SUBMERSIBLE/PUDDLE PUMP 50MM

Compact and powerful submersible - ideal for site use and groundwater removal.

- Up to 225 litres per minute
- Maximum 11m head
- Submersible Pump: minimum 50mm (2") suction depth
- Puddle Pump: minimum 5mm (1/4") suction depth



HIRE ME

LIBERATOR 400

CATEGORY	DETAILS
PUMP06	Liberator 400 Submersible Pump 50mm 110V/16A
PUMP06	Liberator 400 Puddle Pump 50mm 110V/16A

## FUEL TRANSFER PUMP 12V

Ideal for transferring fuels from one container to another.

- Up to 50 litres per minute
- Suitable for Diesel, Paraffin and Heating oil



HIRE ME

FUEL TRANSFER PUMP

CATEGORY	DETAILS
PUMP07	Portable Fuel Transfer Pump with Automatic Nozzle 12V








## COMPACTOR PLATE BLOCK PAVING PAD

Used to protect block paving from damage when being compacted after being laid.

HIRE ME

### COMPACTOR PLATE BLOCK PAVING PAD

CATEGORY	STOCK CODE	DETAILS
COMPPAD	COMPPADPCLX320	Belle PCLX320 Compactor Plate Block Paving Pad 320mm
COMPPAD	COMPPADPCX1340	Belle PCX13-40 Compactor Plate Block Paving Pad 400mm



## COMPACTOR PLATE 400MM PETROL

Heavy-weight professional plate compactor suitable for mid-size landscaping and surface preparation projects. A versatile all-rounder option for building sites.

- Weight 83kg
- Block paving rubber pads also available (code COMPPADPCX1340)



HIRE ME

### BELLE PCX 13/40

CATEGORY	DETAILS
COMP03	Belle PCX 13/40 Compactor Plate 400mm Petrol

## COMPACTOR PLATE 450MM/500MM PETROL

The heaviest compactor in the petrol range, more suitable for larger aggregate sizes and soil compaction.

- Weight 91/97kg



HIRE ME

### BELLE PCX20/45, BELLE PCX 20/50

CATEGORY	DETAILS
COMP05	Belle PCX 20/45 Compactor Plate 450mm Petrol
COMP06	Belle PCX 20/50 Compactor Plate 500mm Petrol



## COMPACTOR PLATE 320MM PETROL

Mid-weight professional plate compactors. Ideal for preparing sub-bases on paths, patios etc.

- Weight 62kg
- Block paving rubber pads also available (code COMPPADPCLX320)



HIRE ME

### BELLE PCLX320

CATEGORY	DETAILS
COMP02	Belle PCLX320 Compactor Plate 320mm Petrol



CALL US TODAY ON  
01493 808000  
TO PLACE YOUR ORDER  
OR TO DISCUSS  
YOUR PROJECT  
REQUIREMENTS







## FORWARD/REVERSIBLE COMPACTOR PLATE

Forward/Reverse Compactors use a hydraulic gearbox to effortlessly change travel direction simply using the main handle. Used in many heavyweight site applications including asphalt and earthworks. Diesel powered for ultimate reliability and performance.

- Weight 187/191kg
- Comes with wheel kit for easy transportation



HIRE ME

BELLE RPC30/40D, BELLE RPX 35/50DE

CATEGORY	DETAILS
COMP04	Belle RPX 35/40DE Forward/Reversible Compactor Plate 400mm Electric Start Diesel
COMP07	Belle RPX 35/50DE Forward/Reversible Compactor Plate 500mm Electric Start Diesel



## TRENCH RAMMER

Has a narrow footplate to enable compaction in narrow excavations and trenches. 4-stroke petrol engine for reliability and performance.

- 230mm foot plate width



HIRE ME

BELLE RTX60

CATEGORY	DETAILS
COMP01	Belle RTX60 Trench Rammer 230mm Foot Petrol



# FOR LARGER PEDESTRIAN AND RIDE ON ROLLERS SEE THE PLANT HIRE SECTION 10

GO TO PAGE 102-103 >



## GAS BOTTLE STORAGE CAGE

The safe and secure way to store gas or canisters on site, meets all relevant safety regulations. Lockable using a padlock.

- 1300mm x 1240mm x 1800mm (W x D x H)

HIRE ME

ARMORGARD TUFFCAGE™

CATEGORY	DETAILS
CAGE01	Armorgard Collapsible Tuffcage™



## CANTEEN FURNITURE

Robust and foldable furniture ideal for site canteens and other temporary requirements. Easy to clean and waterproof.

HIRE ME

CANTEEN FURNITURE

CATEGORY	STOCK CODE	DETAILS
CFURN01	CHAIRST	Canteen Chair Plastic Folding
CFURN01	TABLEFOLD	Canteen Table Foldable 1530 x 760mm (W x L)



## GAS TORCH

Provides an intense and adjustable flame, commonly used for roofing felt application.

- Gas bottles available to purchase



HIRE ME

GAS TORCH

CATEGORY	DETAILS
TORCH01	Gas Torch with Single Head
TORCH02	Gas Torch with Triple Head



## SONDE SIGNAL GENERATOR

Threads onto the end of standard drain rods and emits a signal, used to accurately detect pipe locations. Simply insert the Sonde down the pipe using the drain rods, and use a CAT Detector to pick up its location.

**HIRE ME**

### RADIO DETECTION MK2

CATEGORY	DETAILS
CAT03	Radiodetection MK2 Sonde Signal Generator



## CAT DETECTOR

Used to accurately pick up the location of live electricity and data cables. Can also be used to detect water and gas pipes when used in conjunction a signal generator.

- Effective detection up to 3m deep

**HIRE ME**

### RADIO DETECTION ECAT 4+

CATEGORY	DETAILS
CAT01	Radiodetection eCAT 4+ Cable Locator



## OPTICAL DUMPY LEVEL

This tough general duty surveying tool is ideal for all types of construction levelling work.

**HIRE ME**

### IMEX LAR 32

CATEGORY	DETAILS
LEVEL01	Imex LAR 32 Optical Dumpy Level



## LASER LEVEL

Used with a receiver to level larger areas. This enables accurate measurements to be taken even when high light levels mean the beam is invisible. The receiver uses audio and visual indicators to quickly and easily find level.

- Working range 300m
- Fully automatic self levelling

**HIRE ME**

### SPECTRA LL300N

CATEGORY	DETAILS
LEVEL02	Spectra LL300N Laser Level Self Levelling 6V
LEVEL02	Tripod
LEVEL02	Measuring Staff



## SIGNAL GENERATOR

Used to generate a signal and send it down underground cables and pipes so they can be detected.

**HIRE ME**

### RADIO DETECTION GENNY 4

CATEGORY	DETAILS
CAT02	Radiodetection Genny 4 Signal Generator



## PIPE LASER LEVEL

Used to accurately level long pipe up to 300m quickly and easily. Controllable using remote control handset.

- Fits 100-300mm Pipe (4-12")
- Gradient -20% to +30%

**HIRE ME**

### IMEX IPL3G

CATEGORY	DETAILS
LEVEL06	Imex IPL3G Pipe Laser Level 100mm 12V



## TOTAL STATION LEVEL

Professional surveyors tool for large construction projects. Capable of storing thousands of memory points. Fully waterproof unit and keypad.

**HIRE ME**

### TOTAL STATION LEVEL

CATEGORY	DETAILS
	Leica TS06 Total Station Level





**TO PLACE YOUR  
ORDER CALL  
OUR HIRE DESK  
TODAY ON  
01493 808000**



## DRAIN RODS

For removing blockages in standard drain points.

- Available with a range of clearing heads



**HIRE ME**

### DRAIN RODS

CATEGORY	DETAILS
DRAI01	Drain Rod Kit



## DUCTING ROD

This tough flexible duct rod system enables cables to be pulled through conduit lengths of up to 200m.

- Can also be used with a sonde for pipe detection



**HIRE ME**

### PIPEDART LCR9/100R, PIPEDART LCR9/200R

CATEGORY	DETAILS
DUCT01	PipeDart Cobra Ducting Rod 9mm x 100m
DUCT01	PipeDart Cobra Ducting Rod 9mm x 200m



## MOISTURE METER

Used to assess moisture content in timber, concrete and masonry.

### PROTIMETER SURVEYMASTER

CATEGORY	DETAILS
DAMP01	Protimeter Surveymaster Moisture Meter

**HIRE ME**



## PIPE FREEZING KIT

Used to form an ice plug to enable work on live pipes. Only works with copper pipework.

- For pipes 8-61mm



**HIRE ME**

### REMS FRIGO 2

CATEGORY	DETAILS
PIPE02	REMS Frigo 2 Pipe Freezing Kit 110V/16A



## HAND RATCHET PIPE THREADER

Ideal for small pipe works. Supplied with easy to exchange die heads up to 2" diameter

- Range 13 to 51mm (1/2 to 2" BSP)



**HIRE ME**

### RIGID R12

CATEGORY	DETAILS
PIPE04	Rigid R12 Hand Ratchet Pipe Threader 13-51mm (1/2"-2") Manual



## PORTABLE ELECTRIC THREADER

A powerful and easy to use tool for creating pipe work joints and bolt threads.

- Range 13 to 51mm (1/2 to 2" BSP)



**HIRE ME**

### RIGID 690

CATEGORY	DETAILS
PIPE05	Rigid 690 Portable Electric Threader 13-51mm (1/2"-2") 110V/16A

LOOKING TO  
BUY INSTEAD  
OF HIRE?

WE OFFER THE  
FULL RANGE OF  
FENCING AND  
BARRIERS  
AVAILABLE TO  
PURCHASE EITHER  
NEW OR EX-HIRE



NEXT-DAY DELIVERY  
ON ORDERS UP TO  
4:30PM!

CALL OUR TEAM ON  
01493 808000 TO  
PLACE YOUR ORDER

## WOODWORK TOOLS

# 13



CALL 01493 808000 FOR WOODWORK TOOLS

WOODWORK TOOLS





## MULTITOOL

Uses a vibrating blade to provide neat accurate cuts in wood, thin metal and plastics. Capable of cutting flush to surfaces and in tight corners. Also used for sanding applications.

- Wide variety of blades available to purchase


[HIRE ME](#)

### FEIN MULTIMASTER

CATEGORY	DETAILS
MULTI01	Fein Multimaster Multitool 110V/16A



## BELT SANDER 100MM (4")

Excellent for quickly smoothing down timber ready for finishing. Ideal for small floors.

- Uses 100 x 610mm belts
- Range of belts held in stock


[HIRE ME](#)

### BELT SANDER

CATEGORY	DETAILS
SAND01	Belt Sander 100mm (4") 110V/16A



## ROUTER 1/2"

Used to produce quick clean cuts and mouldings in timber. Commonly used for worktop fitting and cabinet making.

- 1/2" shank


[HIRE ME](#)

### ROUTER 1/2"

CATEGORY	DETAILS
ROUT01	Router 1/2" 110V/16A



## ORBITAL SANDER 150MM

The orbital action means the timber has a perfect smooth finish. Ideal for furniture and doors.

- Range of velcro discs held in stock


[HIRE ME](#)

### MAKITA B6030G

CATEGORY	DETAILS
SAND05	Makita B6030G 150mm Random Orbit Sander 110V/16A



## FLOOR SANDER

Ideal for preparing and renovating wooden floors ready for varnishing or oiling. Uses a wide sanding drum for efficiency and performance.

- Supplied with dust bags and a range of sheets/discs from 24-120 grit


[HIRE ME](#)

### HIRE TECH HT8

CATEGORY	DETAILS
SAND02	Hiretech HT8 Floor Sander 240V/13A



## EDGER SANDER

Used in conjunction with a floor sander, the edger sander can reach up close tight to the edge of the floor. Uses circular sanding discs.

- Supplied with dust bags and a range of sheets/discs from 24-120 grit


[HIRE ME](#)

### HIRE TECH HT7

CATEGORY	DETAILS
SAND03	Hiretech HT7 Edger Sander 240V/13A



## COMPOUND MITRE SAW

Fast and accurate means of cutting lengths of timber, commonly used for stud work and roofing applications. Able to cut 45° angles and mitre up to 45°.


[HIRE ME](#)

### MAKITA LS1013

CATEGORY	DETAILS
SAW03	Makita LS1013 Compound Mitre Saw 91 x 305mm Cut 110V/16A



## TABLE SAW

Heavy-duty ripping saw for cutting down large boards and lengths of timber. Depth and tilt adjustment.


[HIRE ME](#)

### MAKITA 2712

CATEGORY	DETAILS
SAW14	Makita 2712 Table Saw 315mm 110V/16A



CIRCULAR SAW

Ideal for cutting of timber sheet materials. Comes complete with guide and also available with dust extraction.

- Max depth: 86mm



HIRE ME

HILTI WSC85	
CATEGORY	DETAILS
SAW07	Hilti WSC85 Circular Saw 230mm (9") 110V/16A




DOOR TRIMMING SAW

Used to accurately trim the bottom of doors and skirting while insitu. Accurate depth and height controls.



HIRE ME

DOOR TRIMMING SAW	
CATEGORY	DETAILS
SAW10	Door Trimming Saw 110V/16A



BISCUIT JOINTER

Used for forming reinforced butt joints in timber. Cuts a slot in each piece of timber and then 'biscuits' and glue are used to secure the timber together. Accurate depth control for fast, perfect cuts. Max 20mm depth.



HIRE ME

MAKITA DPJ180	
CATEGORY	DETAILS
SAW11	Makita DPJ180 Biscuit Jointer 18V

INDEX

A

Abrasive Metal Chop Saw	59
Access Towers	16
Accessory Floor Tool Kit	43
Acrow Props	118
Adjustable Prop	118-119
Air Compressor	32
Air Compressor Hoses	32
Air Conditioning Unit	80
Air Lance	32
Air Moving Fan	44, 81
Air Powered Breaker	33
Alloy Tower	16, 19
Allsaw	58
Allsaw Blades	58
All-terrain Pallet Truck	68
All-terrain Scissor Lift	21
Angle Drill	40
Angle Grinder	54
Arbortech Allsaw	58
Articulated Boom Lift	24-25
Auger - Digger Mounted	100
Auger - Handheld	89
Autofeed Drywall Screwdriver	66

B

Bandstands	10
Bandstand Safety System	10
Beam Kart	77
Beam Screed	50
Beaver Pack	30
Belt Sander	138
Bench Saw	57
Big Blue Float	51
Big Foot System	121
Biscuit Jointer	140
Block And Tackle	73
Block Cart Trolley	69
Block Splitter	59
Blow Gun	32
Boom Lift	22-27
Bottle Jack	73
Bowser Mounted Pump	107-108
Bow Shackles	71
Brad Nailer	64
Breaker Pack	30
Brick Basket for Scaffold Hoist	72
Brush Cutter	87
Brushcutter Head	87

Bumpa Hoist	70
Bumpa Hoist Attachments	70
C	
Cabinet Heater Butane	82
Cable Drum Jack	75
Cable Protector Ramp	116, 124
Cable Rollers	75
Cable Socks	75
Canteen Furniture	131
Cantilever Tower	19
Carborundum blocks	62
Carpet Cleaner	44
Carpet Drying Fan	81
Cartridge Fixing Tool	65
CAT Detector	132
Cement Mixer	46
Centrifugal Pump	126
Chain Sling	71
Chairs	131
Cherry Picker	22-25
Chipper	86
Circular Saw	140
Cleaning Pads	62
Combination Ladder	12
Compact Dry Vacuum	43
Compactor Plate	128-130
Compound Mitre Saw	139
Compressor	32
Concertina Platform	14
Concrete Planer	61
Concrete Poker	48
Convection Heater	84
Cordless Drill	40
Core Drill	36
Crowd Barrier	121
Cut-off Petrol Saw	56
D	
Dehumidifier	80
Diamond Core Drill Hand Held	36
Diamond Cores	36
Diamond Discs	62
Diamond Drilling Rig	37
Diaphragm Pump	126
Diesel Fired Heaters	83
Diesel Scissor Lifts	21
Diggers	96-99
Disc Cutter	56
Disc Cutter Cart	56

Distribution Box	112
Door Trimming Saw	140
Domestic Leads	111
Drain Rods	134
Drilling Rig	37
Drywall Screw Gun	66
Ducting Rod	134
Dumper Diesel	94-95
Dust Bag	43
Dustbin Gas Heater	82
Dust Extraction Skirt	62
Dust & Fume Extraction Unit	44, 81
Dust Suppression Bowser	108
E	
Earth Auger Single	89
Easy Screed	50
Edger Sander	139
Electric Chain Block	73
Electric Scissor Lifts	20
Excavator Diesel	96-99
Excavator Ripper Tooth	101
Exposure Time	6
Extension Ladder Aluminium	12
Extension Leads	111-112
Extractor Fan	44
F	
Fall Arrest Block	78
Fan Heater	84
Festoon Light LED	113
First Fix Nailer	64
Flail Mower - Digger Mounted	100
Flood Light Double Head LED	113
Floor/Engine Crane	73
Floor Grinder	62
Floor Planer	61
Floor Preparation Machine	62
Floor Sander	139
Floor Saw	57
Floor Stripper Medium Duty	61
Fly Lead Converter	112
Forced Action Mixer	46
Forklift	104
Forklift Accessories	105
Fresno Broom	51
Fuel Bowser Highway Tow	106
Fuel Caddy	106
Fuel Cube	106
Fuel Jerry Can	105



Fuel Transfer Pump	105, 127
<b>G</b>	
Garden Rollers	89
Gas Bottle Storage Cage	131
Gas Heater	82
Gas Torch	131
Generator Inverted Petrol	114
Generator Petrol	115
Generator Diesel	115
Genie Articulated Boom Lift	24-25
Genie Materials Lift	76
Gin Wheel	71
Glass Sucker Triple	75
Ground Mats	123
Gut-Buster	39
<b>H</b>	
Hand Float	51
Hand Ratchet Pipe Threader	135
Hand Scabbler	32
Hand Tamper	52
Harness	11
Heavy Breaker	31, 33
Heavy-Duty Drill	39
Heavy-Duty Ground Guard	123
Hedge Cutter Long Reach	89
Heras Fencing	122
High Vibration Risk Equipment	6
Hire Information	4
Hi-Vis Probarrier	120
Hoarding Panels	121
HR12 Bi-Energy Boom Lift	22
Hydraulic Auger Attachment	100
Hydraulic Block Splitter	59
Hydraulic Breaker	100
Hydraulic Breaker Pack	30
Hydraulic Pecker Attachment	100
Hydraulic Roller Striker	51
Hydraulic Toe Jack	73
<b>I</b>	
Impact Driver	40
Indirect Diesel Fired Heaters	83
Industrial Leads	111
Industrial Tile Saw	60
Industrial Vacuum	43
Infra-red Heater	84
<b>J</b>	
Jack Hammer	30, 33
Jumping Jack	130
Junction Box	112

<b>K</b>	
Kerb and Slab Layer	74
Kerb Grab	74
Kerb Ramp	124
<b>L</b>	
Ladder	12
Ladder Stay	13
Lanyard	11
Large Fan Heater	84
Laser Level	133
Lawn Scarifier Petrol	88
Lifting Chains	72-73
Lifting Gantry	75
Liftshaft Tower	19
Light Breaker	33
Light Breaker/Chiseller	30
Lighting Tower	114
Low Vibration Risk Equipment	6
<b>M</b>	
Machine Moving Skates	68
Magnetic Drill	38
Man Riding Tripod	78
Manual Block Splitter	59
Manual Chain Block	73
Manual Material Lifts	76
Manual Stair Climber	69
Manual Tripod Winch	78
Masonry Bench Saw	57
Masonry Drill	34-35
Materials Lift Manual	76
MCB Splitter	112
Medium Breaker	30
Medium Breaker Air	33
Medium/Heavy Breaker	30
Metal Road Plates	123
Micro Excavator Diesel	96
Mini Bowser Pressure Washer	42
Mini Excavator Diesel	97
Mitre Saw	139
Moisture Meter	134
Multitool	138
<b>N</b>	
Needles	119
Nylon Head	87
<b>O</b>	
Optical Dumpy Level	133
Orbital Sander	138
<b>P</b>	
Paddle Mixer	46
Pallet Truck	69
Paslode First Fix Nailer	64

Paslode Second Fix Nailer	64
Payment Terms	4
Pecker - Digger Mounted	100
Petrol Pressure Washer	42
Pipe Detection	132
Pipe Freezing Kit	135
Pipe Laser Level	133
Pipe Saw	59
Pipedart Ducting Rod	134
Plant Trailer	101
Plasterboard Lifter	77
Plasterers Light LED	113
Podium Steps	14
Poker	48
Poker Lance	48
Polycut Head	87
Porcelain Saw	60
Probarrier	120
Portable Air Conditioning Units	80
Portable Electric Poker	48
Portable Electric Threader	135
Positive Placement Nailer	65
Power Float	50
Pressure Washer	42
Propane Gas Heater	82
Puddle Pump	127
<b>R</b>	
Rebar Cutter	49
Reciprocating Saw	59
Resin Mixer	46
Riddle Bucket	101
Ride On Roller	103
Ripper Tooth	101
Rivet Gun	66
Road Cones	120
Road Forms	49
Road Roller	103
Road Saw	57
Road Work Signs	120
Roller Screed	51
Roof Ladder	13
Roof Man Anchor	78
Roofing Torch	131
Rotary Surface Cleaner	42
Rotating Selector Grab	101
Rotovator 8HP Petrol	88
Rough Terrain Scissor Lift	21
Router	138
Rubbish Chutes	125
<b>S</b>	
Sack Barrow	69

Safety Harnesses	11
Sanders	138-139
Sanding Sheets	62
Scaffold Boards	15
Scaffold Hoist	72
Scaffold Towers	16
Scarifier	88
Scarifier Brush Blocks	62
Scissor Lift	20-21
Screed Unit	50
SDS Plus Hammer Drill	34
SDS Plus Cordless Hammer Drill	34
SDS Max Hammer Drill	35
Second Fix Nailer	64
Secret Nailer	66
Selector Grab	101
Shifta Miniveyor	125
Shuttering	48
Signage	120
Signal Generator	132
Single Drum Diesel Roller	103
Single Person Tower	18
Site Lighting	113
Site Mixer	47
Site Screen Fencing	121
Site Transformer	110
Skates - Machine Moving	68
Skip Loading Dumper Diesel	93
Skip Loading Ramp	124
Solo Tower	18
Sonde Signal Generator	132
Space Heater	82
Staging Board	15
Staging Board Safety System	15
Staircase	14
Stairway Ladder	12
Stairway Tower	18
Static Diesel Generator	116
Step Ladders	13
Step Up Transformer	111
Stick Boom Lifts	26-27
Stihl Saw	56
Strimmer 2 Stroke	87
Strongboys	118
Stump Grinder	86
Submersible/Puddle Pump	127
Surface Cleaner	42
<b>T</b>	
Table Saw	139
Tables	131
Tamp Beam	52

Tandem Ride On Roller Diesel	103
Tek Screw Gun	66
Telehandler	104
Telehandler Buckets	104
Temporary Fencing	122
Temporary Fencing Gate Sets	122
Temporary Fencing Stabilisers	122
Temporary Staircase	14
Threaders	135
Tile Lifter Conveyor	70
Tile Saw Wet Cut	60
Tipping Skip	105
Toe Jack	73
Total Station Level	133
Towable Air Compressor	32
Tower Light	114
Tracked Boom Lifts	23
Tracked Chipper	86
Tracked Skip Loader Diesel	92
Trailer	101
Trailer for Single Drum Roller	102
Transformer	110
Trench Plate	124
Trench Props	119
Trench Rammer	130
Trench Sheet	119
Trestle	10
Turf Cutter Petrol	88
Turntable Truck	68
Twin Beam Screed	50
<b>U</b>	
U-Head Bracket	119
Uplighter Wobble Base	113
<b>V</b>	
Vacuum Cleaner	43
Vacuum Stone Lifter	74
Vehicle Mounted Boom Lifts	23
<b>W</b>	
Wacker Plate	128
Wallchaser	55
Wall Saw Grinder	55
Water Bowser	107-108
Water Feed Manual	37, 56
Water Pumps	126-127
Wet and Dry Handheld Drill	37
Wet Vacuum	43
Wheel Barrow Chain	72
Whip Check	32
<b>Y</b>	
Youngman Boards	15
Youngman Handrail	15

**IMPORTANT SAFETY WARNING**

The Hirer's attention is drawn to the following points:

**A. INSTRUCTION ON USE**

(a) The Hirer must ensure that all users of the Equipment has been instructed in the safe use and operation of the Equipment and that such use is in accordance with any relevant operating and safety instructions supplied with the Equipment.

**B. ELECTRICAL EQUIPMENT**

The Hirer must ensure that:

(a) All electrical Equipment is used in accordance with any operating and safety instructions supplied with the Equipment or as instructed by the Owner.

(b) All electrical Equipment is connected to the correct supply via suitable plugs or sockets. Where a temporary change in plugs or sockets is required then this must be carried out by a competent person who must also reinstate the Equipment to its original condition.

(c) All electrical Equipment is correctly earthed and insulated.

(d) All 240v electrical Equipment must be protected by an electrical circuit breaker. Portable circuit breakers are available for hire.

**C. LIQUID FUELS AND COMPRESSED GASES**

The Hirer must ensure that:

All liquid fuels and compressed gases supplied for use with the Equipment are transported, stored and used in a safe manner in accordance with any safety instructions supplied with the Equipment or as instructed by the Owner.

*YOU, THE HIRER, MUST ENSURE THAT YOU ARE PROPERLY COVERED BY INSURANCE IN RESPECT OF ANY LIABILITY FALLING ON YOU UNDER THIS CONTRACT*

**1. DEFINITIONS**

1.1 The 'Owner' is ONESITE BUILDING PRODUCTS LTD trading as ONESITEHIRE, and includes its successors in title.

1.2 The 'Hirer' is the company, firm, person, corporation or public authority taking the Owner's Equipment on hire and includes their successors or personal representatives.

1.3 'Equipment' means plant, machinery, Equipment and accessories thereto which the Owner agrees to hire to the Hirer under this contract together with any recommended safety Equipment or clothing to be used when operating the Equipment.

1.4 The length of the hire period shall be as detailed on the contract and shall commence from the time when the plant leaves the Owner's depot and continues until the plant is received back at the Owner's depot, evidence of which shall be a dated and signed receipt by the Owner.

**2. EXTENT OF CONTRACT**

2.1 No alteration or addition to or exclusion of these conditions or any part

thereof shall be effective unless agreed in writing by the Owner.

2.2 These conditions have effect in substitution for and to the exclusion of any conditions put forward by the Hirer.

2.3 This contract shall be governed by and construed in accordance with the laws of England.

**3. MAXIMUM PERIOD OF CONTRACT**

3.1 The period of hire may be stated on the hire contract but if the Hirer is an individual, partnership or other unincorporated body, the contract of hire will terminate not later than 28 days from the date of its commencement and the Hirer shall restore the Equipment to the Owner on or before the last day of that period.

**4. DELIVERY AND RISK**

4.1 The Equipment supplied shall be in good working order and fit for the purpose for which Equipment of that kind is normally used.

4.2 The Owner does not warrant that the Equipment supplied shall be fit for any special purpose.

4.3 The Hirer shall satisfy himself as to the condition of the Equipment supplied at the time of acceptance of the Equipment by the Hirer, his agent or employee.

4.4 The Hirer shall be responsible for unloading and loading.

4.5 Unless notice to the contrary is received by the Owner within twenty-four hours of the supply of Equipment, the Equipment shall be deemed to have been supplied in good order, except for defects which could not have been discovered by reasonable examination.

**5. TRANSPORTATION, LOADING AND UNLOADING**

5.1 The Hirer shall be responsible for collecting the Equipment from the Owner's premises and for delivering the Equipment to the Owner's premises at the end of the hire period.

5.2 When the Hirer requires the Owner to transport the Equipment, the transportation shall be at the Hirer's expense.

5.3 The Hirer shall be responsible for loading and unloading at the time of collection from the Owner's premises and at the time of delivery to the Owner's premises on the termination of the hire period.

5.4 Any person supplied by the Owner to assist in the loading and unloading shall be deemed to be under the Hirer's control and shall comply with all the directions of the Hirer who alone shall be responsible for any damage caused to the Equipment as a result of such loading and unloading.

**6. UNAUTHORISED CHANGE OF SITE**

6.1 The Equipment must not be moved from the site to which it was delivered, or when the Equipment is collected by the Hirer, the site specified by the Hirer, without the written authority of the Owner.

**7. MAINTENANCE, OPERATION AND USE OF EQUIPMENT**

7.1 The Hirer shall ensure that before using the Equipment hired to him he will read all instructional and safety literature provided by the Owner and ensure that anyone using the Equipment has also read and understood such literature. Furthermore, the Hirer will ensure that he or the person using the Equipment correctly applies and uses all safety clothing provided (this may be termed Personal Protective Equipment or PPE) with the Equipment.

7.2 The Hirer shall at all times keep himself acquainted with the state and condition of the Equipment and ensure that it remains safe, serviceable and clean. The Hirer must ensure that a competent person checks daily all aspects of the Equipment which are safety-critical, consumable or subject to deterioration in normal use. These items include (but not limited to) such items as engine oil, coolant fluid, hydraulic oil, air and fuel filters. The Hirer, at his own expense, must maintain these items at their correct operating condition/level, in accordance with any applicable legislation, best practice and/or any operating instructions supplied by the manufacturer or the Owner, using the correct grade/specification materials as required.

7.3 The Hirer shall not use or permit the use of the equipment for any purpose beyond its capacity or in a manner likely to result in excessive wear or damage.

7.4 The Hirer shall not make any alterations or modifications to the equipment.

7.5 The Hirer acknowledges that the Hirer, his agent, or employee has been instructed in the safe use and operation of the Equipment supplied and undertakes to ensure that any other user of the equipment will also be accordingly instructed.

**8. FITTING OF ACCESSORIES**

8.1 When the Equipment requires the fitting or refitting of any accessory (which term includes but is not confined to drill bits, wheels, discs and blades), it shall be the Hirer's responsibility to ensure that any such accessory is approved by the manufacturer and correctly fitted or re-fitted in a manner so as not to render the Equipment unsafe to the user and that any legislation and/or instructional literature supplied relating to the fitting or use of such accessory is complied with.

8.2 The Hirer shall be responsible for any injury or damage to persons or property arising from the incorrect or unsafe fitting or use of any accessory.

**9. CONSUMABLE ITEMS**

9.1 Fuel, oil and grease shall, when supplied as separate items by the Owner, be paid for by the Hirer in accordance with the Owner's price scale prevailing at the time of the hire. Fuel oil and grease supplied by the Hirer shall be of a grade and type specified by the Owner.

9.2 The cost of re-sharpening drills cutting edges and other tools shall be met by

the Hirer.

9.3 Consumable items including ear and eye protectors supplied by the Owner to the Hirer for use with the hired Equipment shall be deemed to have been sold to the Hirer at the time of supply, but the Owner may at his discretion refund to the Hirer the price of any consumable items which have been used and which are returned to the Owner in a suitable condition for taking back into stock.

9.4 When items are supplied for sale they remain the property of the Owner until such times as they are paid for in full to the Owner.

**10. ACCESS BY OWNER FOR SERVICING AND INSPECTION OF EQUIPMENT**

10.1 The Hirer shall at all reasonable times allow the Owner, his agent, employees and insurers to have access to the Equipment to inspect, test, adjust, repair or replace the Equipment.

**11. BREAKDOWN OF EQUIPMENT**

11.1 Any breakdown or unsatisfactory working of the Equipment must be notified to the Owner immediately by the quickest means.

11.2 No hire charge will be made to the Hirer from the time and date when notice is received by the Owner in respect of stoppage due to breakdown of the Equipment caused by the development of a fault not discovered by reasonable examination.

11.3 The Owner accepts no liability or responsibility for any loss or damage arising from any stoppage due to breakdown of the Equipment from any cause whatsoever.

11.4 In the case of wheeled Equipment, punctures and their repair shall be the responsibility of the Hirer and no refund of hire charges will be made by the Owner in respect of stoppages caused by punctures.

11.5 Except for the repair of punctures, the Hirer shall not repair or attempt to repair Equipment unless authorised to do so by the Owner.

11.6 In the event of a breakdown in the Equipment which is not readily repairable the Owner shall be entitled to substitute Equipment of a similar type. If the Owner is not able to do so, the hire shall be terminated as from the date of notification of breakdown.

11.7 Where breakdown of the Equipment arises from a cause other than through the development of a fault not discovered by reasonable examination, all costs incurred by the Owner in repairing the Equipment, including transport costs, shall be chargeable to the Hirer.

**12. NOTIFICATION OF ACCIDENTS**

12.1 If the Equipment is involved in any accident resulting in damage to the Equipment or to other property or injury to any person the Owner must be notified immediately.

**13. HIRER'S RESPONSIBILITY FOR LOSS OF OR DAMAGE TO EQUIPMENT**

13.1 From the moment the Equipment is received by the Hirer and until it is returned into the custody of the Owner, the Hirer shall be liable to the Owner for the cost of all loss or damage to the Equipment from any cause whatsoever, except for fair wear and tear.

13.2 The risk of loss, theft, damage or destruction of the Equipment shall pass to the Hirer on collection of the Equipment (in accordance with clause 5 below). The Equipment shall remain at the sole risk of the Hirer during the hire period and any further term during which the Equipment is in the possession, custody or control of the Hirer (Risk Period) until such time as the Equipment is redelivered to the Owner. During the hire period and the Risk Period, the Hirer shall, at its own expense, obtain and maintain insurance of the Equipment to a value not less than its full replacement value comprehensively against all usual risks of loss, damage or destruction by fire, theft or accident, and such other risks as the Owner may from time to time nominate in writing together with such other insurance as a prudent owner or operator of the Equipment would insure for, or such amount as the Owner may from time to time reasonably require, to cover any third party or public liability risks of whatever nature and however arising in connection with the Equipment.

13.3 For the avoidance of doubt, off hiring the Equipment shall not terminate the Hirer's liability for the safekeeping of the Equipment and the Hirer must keep the Equipment safe on site for up to 120 hours after off-hire.

13.4 In the event of loss or damage to the Equipment, hire charges shall continue until such time and date as the Hirer pays for the cost incurred and until replacement Equipment is available for hire.

**14. REPAIR CHARGE WAIVER**

14.1 Repair to or replacement of plant tools and Equipment accidentally damaged whilst in the custody or control of the Hirer will not be chargeable if the waiver fee has been paid or formally accepted at the commencement of the contract.

14.2 This waiver does not apply to damage caused wilfully or by neglect and disregard of operating instructions, nor to:

- (i) alloy scaffold towers,
- (ii) consumable items such as abrasives and drill bits,
- (iii) components of items for which a specific wear charge is made.

**15. LIMITATION OF LIABILITY**

15.1 Without prejudice to clause 15.2 the Owner's maximum aggregate liability for breach of this contract (including any liability for the acts or omissions of its employees, agents and subcontractors), whether arising in contract, tort (including negligence), misrepresentation or

otherwise, shall in no circumstances exceed the Hire Charges paid by the Hirer in the 12 months period preceding the claim. 15.2 Nothing in these terms and conditions shall exclude or in any way limit either party's liability for death or personal injury by its own negligence, either party's liability for fraud or fraudulent misrepresentation or any other liability which cannot be excluded by law.

15.3 Subject to clause 15.2 above the Owner shall not be liable for any consequential loss or damage arising from this contract.

16. HIRER TO INDEMNIFY OWNER AGAINST THIRD PARTY CLAIMS 16.1 The Hirer shall at all times indemnify the Owner in respect of all claims by any person whatsoever for injury to person or property caused by, or in connection with, or arising out of, the use of the Equipment, and in respect of all costs and charges (including legal costs) in connection therewith.

**17. CHARGES AND PAYMENT**

17.1 Equipment shall be hired for periods of one day, two days three days, four days, or a week which for this purpose shall mean seven days.

17.2 The two-day rate shall include Equipment hired after 3pm on a Friday and returned by 10am the following Monday, save where that day is a public holiday in which case the three-day rate shall apply. 17.3 All hire charges and other charges shall be those set out in the Owner price list from time to time in force and are payable on demand.

17.4 All hire charges and other charges are exclusive of VAT and any other applicable taxes and duties or similar charges which shall be payable by the Hirer at the rate and in the manner from time to time prescribed by law

17.5 Hire charges shall continue until such time as the Equipment is returned to the Owner or until payment has been made by the Hirer as described in clause 22.3.

17.6 All payments made by the Hirer shall be made without withholding or set-off on account of disputes, counterclaims or for any other reason whatsoever. 17.7 If any sums under this contract remain unpaid after the date on which they become payable:

- (a) the Owner reserves the right to suspend supply under this contract or under any other contract or account with the Hirer (or an associated business or group company of the Hirer);
- (b) all charges and costs incurred by the hirer shall become due for payment immediately on demand; and
- (c) the Hirer shall pay interest on such sums for the period from and including the due date of payment up to the actual date of payment, whether before or after judgment. The interest shall be paid at the rate of 4% per annum above the base rate from time to time of Lloyds Bank plc. The







**FIND US** UNIT 9 TRADE COUNTER UNIT 9,  
COOKE ROAD, LOWESTOFT, NR33 7NA

MERCHANTS HOUSE TRADE COUNTER,  
MERCHANTS HOUSE, GAPTON HALL ROAD,  
GREAT YARMOUTH, NR31 0RD

**EMAIL** [HIRE@ONESITEGROUP.COM](mailto:HIRE@ONESITEGROUP.COM)

**CALL** 01493 808000